

3

# LET'S GO

5th  
Edition

STUDENT BOOK



Ritsuko Nakata  
Karen Frazier  
Barbara Hoskins  
Carolyn Graham






Have fun at home with the  
**Online Play Student's Website.**  
[www.oup.com/elt/letsgo](http://www.oup.com/elt/letsgo)



Download the complete  
Class Audio



Watch videos



Play games



Do crafts

## STUDENT BOOK



Ritsuko Nakata   Karen Frazier   Barbara Hoskins

SONGS AND CHANTS BY  
**Carolyn Graham**

**OXFORD**  
UNIVERSITY PRESS


**OXFORD**

UNIVERSITY PRESS

198 Madison Avenue

New York, NY 10016 USA

Great Clarendon Street, Oxford, OX2 6DP, United Kingdom

Oxford University Press is a department of the University of Oxford.

It furthers the University's objective of excellence in research, scholarship, and education by publishing worldwide. Oxford is a registered trade mark of Oxford University Press in the UK and in certain other countries

© Oxford University Press 2018

The moral rights of the author have been asserted

First published in 2018

2022 2021

10 9 8 7 6 5 4

**No unauthorized photocopying**

All rights reserved. No part of this publication may be reproduced, stored in a retrieval system, or transmitted, in any form or by any means, without the prior permission in writing of Oxford University Press, or as expressly permitted by law, by licence or under terms agreed with the appropriate reprographics rights organization. Enquiries concerning reproduction outside the scope of the above should be sent to the ELT Rights Department, Oxford University Press, at the address above

You must not circulate this work in any other form and you must impose this same condition on any acquirer

Links to third party websites are provided by Oxford in good faith and for information only. Oxford disclaims any responsibility for the materials contained in any third party website referenced in this work

ISBN: 9780194049481 (Student Book)

Printed in China

This book is printed on paper from certified and well-managed sources

**ACKNOWLEDGMENTS**

Cover Illustration: Daniel Griffio

Back cover photograph: Oxford University Press building/David Fisher

Illustrations by: Scott, Angle: 19, 37(tl); Jared Beckstrand: 16(t), 17, 43(t), 54, 55; Bob Berry: 15, 51, 56, 74; Beccy Blake: 35, 45(t); Scott Burroughs: 26(t), 27, 38, 49(t); Reginald Butler: 23(t)(b), 42(t), 43(b), 62(t), 63(b), 67, 68(t), 69; Mircea Catusanu: 23(c), 60(t), 61; The Chickos: 8(t); Bill Dickson: 44(t), 45(b); Marion Eldridge: 72, 73; James Elston: 6(t), 24(t), 53; Kathi Ember: 36; Ken Gamage: 41(t); Michael Gardner: revisions on pages 28, 29, 34, 42, 43, 53, 54, 55, 56, 62; Michael Garland: 64(b); Daniel Griffio: cats on pages 4, 6, 8, 10, 12, 14, 16, 18, 22, 24, 26, 28, 30, 32, 34, 36, 40, 42, 44, 46, 48, 50, 52, 54, 58, 60, 62, 64, 66, 68, 70 and 72; Diane Hays: 13; Richard Hoyt: 32(t), 33; John Hom: 2, 3, 4, 6(b), 8(b), 12, 14(b), 16(b), 22, 24(b), 26(b), 30, 32(b), 34(b); Darryl Ligan: 18; Colleen Madden: 70(t), 71; Katie McDee: 9, 63(t); Janet McDonnell: 52(t); Keith Plechaty: globe on page 37; Luciana Navarro Powell: 46; Jessie Reisch: 10, 11, 28, 29; Janet Skiles: 5; Apryl Stott: 31; Jim Talbot: 14(t), 40, 42(b), 44(b), 48, 50, 52(b), 58, 60(b), 62(b), 66, 68(b), 70(b); Jomike Tejido: 47; Chris Vallo: 25, 49(b), 59; Christina Wald: 64(t), 65; Jennifer Zivoian: 7, 20, 34(t), 41(b)

The publishers would like to thank the following for their kind permission to reproduce photographs: P-fotography/Shutterstock pg. 19 (tie-dye); Morgan Lane Photography/Shutterstock pg. 21 (boy); Bob Balestri/istockphoto.com pg. 21 (school house); Monkey Business Images/Shutterstock pg. 21 (kids in classroom); Dennis Kitchen Studio, Inc./OUP pg. 21(pencil); Sashkin/Shutterstock pg. 29 (alarm clock); Ross/Tom Stack Assoc/Alamy Stock Photo pg. 37 (mangrove tree frog); Photononstop/Alamy Stock Photo pg. 37 (flying frog); Tom Brakefield/Getty Images pg. 37 (African dwarf crocodile); Gelpi/Shutterstock pg. 39 (girl); Steve Bower/Shutterstock pg. 39 (beach); tropicdream/Shutterstock pg. 39 (whale); Koshevnyk/Shutterstock pg. 39 (stamp); EpicStockMedia/Shutterstock pg. 39 (water); Linda Johnsonbaugh/Shutterstock pg. 55 (dot background); Daniel Laflor/istockphoto.com pg. 57 (boy); Gelpi/Shutterstock pg. 57 (guitar); upthebanner/Shutterstock pg. 57 (Ireland coast); TRINACRIA PHOTO/Shutterstock pg. 57 (flute); MBI/Alamy pg. 75 (girl); guichaoua/Alamy pg. 75 (tourists); Dreamie/Shutterstock pg. 75 (CN Tower); VectorZilla/Shutterstock pg. 75 (Maple leaf); Dennis Kitchen Studio, Inc./OUP pg. 75 (pencil)



# Table of Contents

Let's Remember .....	2
Unit 1 At School .....	4
Unit 2 Clothing.....	12
Let's Review Units 1 and 2 .....	20
Unit 3 Places .....	22
Unit 4 Occupations .....	30
Let's Review Units 3 and 4 .....	38
Unit 5 Activities.....	40
Unit 6 What Time Is It?.....	48
Let's Review Units 5 and 6 .....	56
Unit 7 Yesterday and Today .....	58
Unit 8 My Home .....	66
Let's Review Units 7 and 8 .....	74
Syllabus .....	76
Word List .....	78



Kate



Andy



Jenny



Scott



Ginger



Sam



Let's Talk



Let's Learn



Let's Learn More



Let's Read

## Phonics

Phonics



Let's Review



# Let's Remember

**A** Listen, point, and say. 1.02







It's a sunny day!



He's going to the park.




This is Kate's umbrella.




Goodbye!



See you later.



These are my favorite cookies!





# Unit 1

## At School Let's Talk



### A Listen and say. 1.03

Oh, no! I don't have any potato chips.

I think I have some.



Really? Can I have some?

Thanks! Do you want some grapes?

Sure. Help yourself!

Yes, please. Thanks!



1.04

Can I have some?

Sure. Help yourself!

### B Watch the video.





# C Practice the words. Make sentences. 1.05



1. popcorn



2. candy



3. peanuts



4. crackers



5. potato chips



I have some popcorn.  
I don't have any candy.

## D Listen and sing. 1.07

### No Popcorn

I have some candy,  
I have some grapes,  
but I don't have any popcorn.  
No popcorn, no popcorn,  
I don't have any popcorn!



Do you want some grapes?  
I have some, but I don't  
have any popcorn.  
Do you want some peanuts?  
I have some peanuts, but I don't  
have any popcorn.

No popcorn, no popcorn,  
I don't have any popcorn.  
I want some popcorn, yes, I do.  
I love popcorn!  
I do, too!



I can do this lesson. ☐



# Let's Learn




## A Learn the words. 1.08



1. chalk



2. paint



3. tape



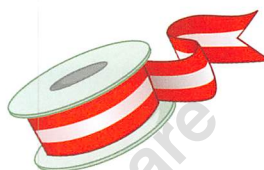
4. scissors



5. glue



6. paper



7. ribbon



8. string

## B Ask and answer. 1.09



1.10



What does | he | have?

she

He  
She

has some chalk.



# C Make sentences. I.11



She has some tape.

He doesn't have any glue.

# D Watch, point, and sing. I.13

## Sue Doesn't Have Any Glue

Sue doesn't have any glue.

Sue doesn't have any glue.

Sue has some paper.

Sue has some string.

Sue has a bird,  
and it's learning to sing.

Sue has some ribbon.

Sue has some chalk.

Sue has a dog,  
and it's learning to talk.

But Sue isn't happy.

No, she's feeling blue.

Sue doesn't have any glue. (Boo hoo!)

Sue doesn't have any glue.




I can do this lesson. ☐



# Let's Learn More



## A Learn the words. 1.14




1. magnets



2. scissors



3. calculators




4. colored pencils



5. rubber bands



6. push pins



7. paint brushes



8. staplers

## B Ask and answer. 1.15

Does she have any magnets?

Yes, she does.



Does **she** have any **magnets**?

Yes, **she** does.  
No, **she** doesn't.