

2

STUDENT BOOK

# LET'S GO

5th  
Edition



Ritsuko Nakata  
Karen Frazier  
Barbara Hoskins  
Carolyn Graham






Have fun at home with the  
**Online Play Student's Website.**  
[www.oup.com/elt/letsgo](http://www.oup.com/elt/letsgo)



Download the complete  
Class Audio



Watch videos



Play games



Do crafts

## STUDENT BOOK



Ritsuko Nakata

Karen Frazier

Barbara Hoskins

SONGS AND CHANTS BY

Carolyn Graham

**OXFORD**  
UNIVERSITY PRESS

**OXFORD**

UNIVERSITY PRESS

198 Madison Avenue  
New York, NY 10016 USA

Great Clarendon Street, Oxford, OX2 6DP, United Kingdom

Oxford University Press is a department of the University of Oxford.  
It furthers the University's objective of excellence in research, scholarship,  
and education by publishing worldwide. Oxford is a registered trade  
mark of Oxford University Press in the UK and in certain other countries

© Oxford University Press 2018

The moral rights of the author have been asserted

First published in 2018

2022 2021 2020

10 9 8 7 6 5 4 3

**No unauthorized photocopying**All rights reserved. No part of this publication may be reproduced, stored  
in a retrieval system, or transmitted, in any form or by any means, without  
the prior permission in writing of Oxford University Press, or as expressly  
permitted by law, by licence or under terms agreed with the appropriate  
reprographics rights organization. Enquiries concerning reproduction outside  
the scope of the above should be sent to the ELT Rights Department, Oxford  
University Press, at the address aboveYou must not circulate this work in any other form and you must impose  
this same condition on any acquirerLinks to third party websites are provided by Oxford in good faith and for  
information only. Oxford disclaims any responsibility for the materials  
contained in any third party website referenced in this work

ISBN: 9780194049368 (STUDENT BOOK)

Printed in China

This book is printed on paper from certified and well-managed sources

**ACKNOWLEDGMENTS***Cover illustration:* Daniel Griffo*Back cover photograph:* Oxford University Press building/David Fisher*Illustrations by:* Bernard Adnet: 11, 57, 75; Ilias Arahovitis: 8(t), 20(t), 42(t), 52(t),  
53(t); Fian Arroyo: 27(t), 63(t); Jared Beckstrand: 24(t), 38, 62(t), 68(t); Reginald  
Butler: 50(t), 51, 56(b); Donna Catanese: 7, 25, 34(t), 61, 69, 74; Mattia Cerato:  
10(t); Terri & Joe Chicko: 6(t); Lawrence Christmas: 39; Chi Chung: 9(b), 17,  
35(b), 45(b), 63(b); Garry Colby: 21; Bob Depew: 44(t), 45(t); Marion Eldridge:  
64, 65; Kathi Ember: 18; Peter Francis: 29; Ken Gamage: 9(t); Michael Gardner:  
8(tr), 13(b), 16(cl), 20(tl), 23(b), 32(b), 33(c), 35(bl), 63(cr), 70(tc), 73(t); Jesse  
Graber: 13(b), 26(t), 27(b), 31, 35(t), 72, 73; Daniel Griffo: cats on pages 4, 6, 8,  
10, 12, 14, 16, 18, 21, 22, 24, 26, 28, 30, 32, 34, 36, 40, 42, 44, 46, 48, 50, 52, 54,  
58, 60, 62, 64, 66, 68, 70 and 72; Sharon Harmer: 49(t); Diane Hays: 10; Richard  
Hoit: 5(b), 23(b), 41, 53(b), 59, 60(t), 70(t), 71(b); Colleen Madden: 54, 55; Katie  
McDee: 36, 37; Shawn McKelvey: 14(t); Marc Mones/AA Reps Inc.: 32(t), 33,  
56(t), 71(t); Sherry Rogers: 15, 20(b), 49(b), 67; Dan Sharp: 2, 3, 4, 5(t), 6(b), 8(b),  
12, 14(b), 16(b), 22, 23(t), 24(b), 26(b), 30, 32(b), 34(b), 40, 42(b), 44(b), 48, 50(b),  
52(b), 58, 60(b), 62(b), 66, 68(b), 70(b), Janet Skiles: 13(t), 16(t); Ken Spengler:  
28, 46, 47; Laura Watson: 19; Christopher Wurth: 43



# Table of Contents

Let's Remember .....	2
Unit 1 At School .....	4
Unit 2 My Things .....	12
Let's Review Units 1 and 2 .....	20
Unit 3 Things I Can Do .....	22
Unit 4 Occupations .....	30
Let's Review Units 3 and 4 .....	38
Unit 5 Things to Eat .....	40
Unit 6 My House .....	48
Let's Review Units 5 and 6 .....	56
Unit 7 Routines .....	58
Unit 8 Doing Things .....	66
Let's Review Units 7 and 8 .....	74
Syllabus .....	76
Word List .....	78



Kate



Andy



Jenny



Scott



Ginger



Sam



Let's Talk



Let's Learn



Let's Learn More



Let's Read



Phonics



Let's Review



# Let's Remember

**A** Listen, point, and say.  1.02

There are two cats!  
They're in the tree.

I like pizza.

I want chicken.

I have three balls.







# Unit 1

## At School Let's Talk

透かしを削除する



Wondershare  
PDFelement



### A Listen and say. 1.03

Hi, Scott. How are you?

I'm OK, thanks.  
How about you?

Pretty good!

Goodbye, Scott!

See you later!

 1.04

How about you?  
I'm OK.  
Pretty good!

Goodbye!  
See you later!

I am = I'm

### B Watch the video.





## C Listen and sing. 1.05



### The Hello and Goodbye Song

Hi, Scott. How are you?

I'm fine, thank you.

Hi, Jenny. How are you?

Pretty good, thank you.

Hi, Andy. How are you?

OK, thank you.

Hi, Kate. How are you?

I'm fine.

Goodbye, Scott.

See you later, alligator!

Goodbye, Jenny.

See you later, alligator!

Goodbye, Andy.

See you later,

See you later.

See you later, alligator!


Goodbye, Kate!



## D Say and act. Say hello and goodbye.

Hi, \_\_\_\_\_. How are you?

I'm \_\_\_\_\_.  
How about you?



Goodbye, \_\_\_\_\_!

See you later!



I can do this lesson. ☐



# Let's Learn



## A Learn the words. 1.06



1. a picture



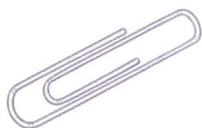
2. a window



3. a pencil sharpener



4. a workbook



5. a paper clip



6. a clock




7. a door



8. a calendar

## B Ask and answer. 1.07

What's this?



It's a picture.

What's that?



It's a window.

1.08




What's this?  
It's a picture.

What's that?  
It's a window.


It is = It's  
What is = What's



# C Ask and answer. 1.09



this



that



1.10



Is	this	a calendar?
	that	

Yes, it is.  
No, it isn't.

is not = isn't

# D Watch, point, and chant.

1.11



## What's This? What's That?

What's this?

What's that?

This is a spider.

That's a cat.

What's this?

What's that?

This is a baseball.

That's a bat.



This is a spider.

That's a cat.

This is a baseball.

That's a bat.



I can do this lesson. ☐



# Let's Learn More



## A Learn the words. I.12



1. paper clips



2. pictures



3. clocks




4. workbooks



5. calendars



6. pencil sharpeners



7. windows



8. doors

## B Ask and answer. I.13

What are these?

They're paper clips.



What are those?

They're pictures.



What are these?  
They're **paper clips**.

What are those?  
They're **pictures**.

They are = They're