

STECK-VAUGHN

Spelling

Linking Words to Meaning

LEVEL 3





John R. Pescosolido
Professor Emeritus
Central Connecticut State University
New Britain, Connecticut

Reviewers

Maria Driend
Literacy Coordinator
Cooperative Education Services
Trumbull, Connecticut

Terese D'Amico
Gifted Education Specialist for Grades 3–6
Thomas Jefferson Magnet School
Euclid City Schools
Euclid, Ohio

Patricia D'Amore
Assistant Reading Coordinator
Cooperative Educational Services
Trumbull, Connecticut

Dr. Donna Ronzone
Principal and Director of Special Education
Briggs Elementary School District
Santa Paula, California



STECK-VAUGHN
ELEMENTARY • SECONDARY • ADULT • LIBRARY

A Harcourt Company

www.steck-vaughn.com

Acknowledgments

Editorial Director Stephanie Muller

Senior Editor Amanda Sperry

Assistant Editor Julie M. Smith

Associate Director of Design Cynthia Ellis

Senior Design Manager Cynthia Hannon

Designer Deborah Diver

Media Researcher Sarah Fraser

Editorial Development, Design, and Production The Quarasan Group, Inc.

Cover Illustration Dale Verzaal

Senior Technical Advisor Alan Klemp

PHOTO CREDITS

3 ©James Darell/Stone; 5 ©Ron Austing/Frank Lane Picture Agency/Corbis; 6 ©Mary Kate Denny/Stone; 8 ©Jeff Smith/FOTOSMITH; 10 top (t) ©James Darell/Stone; bottom (b) ©David Young-Wolff/PhotoEdit, Inc.; 11 (juice and water) ©PhotoDisc, Inc.; (fruit) ©Comstock, Inc.; (child) ©Ruth Anderson, Bruce Esbin/Photo Network/PictureQuest; 12 ©PhotoDisc, Inc.; 13 ©PhotoDisc, Inc.; 14 ©Myrleen Ferguson/PhotoEdit, Inc.; 15 ©David Young-Wolff/PhotoEdit, Inc.; 16 ©PhotoDisc, Inc.; 17 ©Lori Adamski Peek/Stone; 18 (t) ©Lori Adamski Peek/Stone; (b) ©Roy Morsch/The Stock Market; 20 ©Corbis; 21 ©PhotoDisc, Inc.; 26 ©PhotoDisc, Inc.; 30 ©PhotoDisc, Inc.; 32 ©Mark E. Gibson/DRK Photo; 36 ©Bojan Brecelj/Corbis; 34 (t) ©Mark Richards/PhotoEdit, Inc.; (b) ©Michael Newman/PhotoEdit, Inc.; 34-35 ©PhotoDisc, Inc.; 35 ©CAROLCO/TRI-STAR/The Kobal Collection; 39 left (l) ©PhotoDisc, Inc.; right (r) ©C Squared Studios/PhotoDisc, Inc.; 41 ©Lori Adamski Peek/Stone; 42 ©Corbis; 47 ©Corbis; 48 ©Mary Kate Denny/PhotoEdit, Inc.; 53 ©Quarto, Inc./Artville; 54 ©David Hanover/Stone; 56 (portrait) ©Myles Pinkney; (cup of brushes) ©PhotoDisc, Inc.; (brush) ©Joe Atlas/Artville; (pencils) ©Artville; 57 Sam and the Tigers published by Penguin Putnam, Home Place published by Simon & Schuster; 58 ©Myles Pinkney; 59 ©John Michael/International Stock; 60 ©Myrleen Ferguson/PhotoEdit, Inc.; 66 ©Bob Daemmrich/Stock Boston/PictureQuest; 72 ©Corbis; 73 ©PhotoDisc, Inc.; 75 ©Tim McGuire, Jim Cummins Studio/FPG International; 76 ©Comstock, Inc.; 82 ©Corbis; 84 (t) ©Hulton-Deutsch Collection/Corbis; (b) ©Museum of History & Industry/Corbis; 85 ©Ewing Galloway/Index Stock Imagery/PictureQuest; 86 ©Hulton-Deutsch Collection/Corbis; 88 ©Planet Earth Pictures/FPG International; 90 (t) ©SuperStock, Inc.; (b) ©Planet Earth Pictures/FPG International; 91 ©J. Sneesby & B. Wilkins/Stone; 92 (t) ©SuperStock, Inc.; (b) ©PhotoDisc, Inc.; 94 ©Otto Rogge/The Stock Market; 98 ©Corbis; 100 ©Telegraph Colour Library/FPG International; 106 ©PhotoDisc, Inc.; 107 ©SuperStock, Inc.; 108 ©Digital Studios; 109 ©Walter Bibikow/FPG International; 110 ©PhotoDisc, Inc.; 115 ©Corel Corporation; 116 ©Corbis; 122 ©Victoria Pearson/Stone; 126 ©Corel Corporation; 128 ©PhotoDisc, Inc.; 133 ©Digital Studios; 134 ©Comstock, Inc.; 136 (t) ©G.K. & Vikki Hart/PhotoDisc, Inc.; (b) ©Ryan McVay/PhotoDisc, Inc.; 137 ©Kathi Lamm/Stone; 138 ©G.K. & Vikki Hart/PhotoDisc, Inc.; 139 ©RubberBall Productions; 140 ©Image provided by MetaTools; 141 (l) ©Digital Studios; (r) ©PhotoDisc, Inc.; 143 ©Corbis; 144 ©Peter Cade/Stone; 145 ©PhotoDisc, Inc.; 148 ©PhotoDisc, Inc.; 149 ©PhotoDisc, Inc.; 150 ©Renee Lynn/Stone; 154 ©Roger Tidman/Corbis; 156 ©Digital Vision Photography/Eyewire, Inc.; 158 ©Bettmann/Corbis; 159 ©Hulton-Deutsch Collection/Corbis; 160 ©Bettmann/Corbis; 162 ©David Young-Wolff/PhotoEdit, Inc.; 168 ©Sonda Dawes/The Image Works; 173 ©Don Spiro/Stone; 174 ©PhotoDisc, Inc.; 175 ©Geostock/PhotoDisc, Inc.; 177 ©David Young-Wolff/PhotoEdit, Inc.; 178 ©PhotoDisc, Inc.; 184 ©Corbis; 185 ©PhotoDisc, Inc.; 186 (t) ©Paul Harris/Stone; middle (m) ©PhotoDisc, Inc.; (b) ©Felicia Martinez/PhotoEdit, Inc.; 187 (t) ©PhotoDisc, Inc.; (b) ©Lori Adamski Peek/Stone; 188 ©Paul Harris/Stone; 190 ©Corbis; 192 (t) ©Ron Austing/Frank Lane Picture Agency/Corbis; (bl) ©Joe McDonald/Corbis; (br) ©Wolfgang Kaehler/Corbis; 193 (l) ©W. Perry Conway/Corbis; (r) ©Kennan Ward/Corbis; 194 ©Wolfgang Kaehler/Corbis; 196 ©FPG International; 197 ©Quarto, Inc./Artville; 200 ©David Young-Wolff/PhotoEdit, Inc.; 202 ©PhotoDisc, Inc.; 206 ©PhotoDisc, Inc.; 208 (t) ©PhotoDisc, Inc.; (b) ©PhotoDisc, Inc.; 209 (l) ©Comstock, Inc.; (r) ©Image Farm; 211 ©PhotoDisc, Inc.; 219 ©Corbis; 224 ©Corbis; 225 ©Corbis; 229 ©iSwoop; 236 ©PhotoDisc, Inc.; 240 ©PhotoDisc, Inc. All Dictionary photos by Corbis, iSwoop, PhotoDisc, Steck-Vaughn Collection.

ART CREDITS

Bernard Adnet 155; Marilyn Barr 68-70, 204-206; Lynda Calvert-Weyant 123; Randy Chewning 152-154, 174, 191; David Austin Clar 151, 157, 175 (t); Mark Corcoran 28-30; Doug Cushman 163, 189; Karen Dugan 78-80, 129, 198-200; Cecile Duray-Bito 22-23; Allan Eitzen 44-46; Doris Ettlinger 55, 195; Peter Fasolino 38, 89; Cynthia Fisher 73 (t); Ruth Flanigan 27, 43, 101, 118-120, 170-172, 183; Susan Guevara 49, 99, 106; Laurie Hamilton 62-64, 107, 146-148; Laura Jacobsen 33, 83, 180-182; John Kanzler 72; Cheryl Kirk-Noll 50-52; John Lund 61, 164-166; Erin Mauterer 39, 96-98, 112-114, 169, 203; Michael Morris 140; Kathleen O'Malley 37, 102-104; Cary Pillo 9; Daniel Powers 77, 179; Stacey Schuett 111; Jeff Shelly 67, 117; Krystyna Stasiak 40, 73 (b); B.K. Taylor 95, 124-126; Jackie Urbanovic 135; Jason Wolff 130-132, 175 (b).

Pronunciation key and diacritical marks copyright © 1998 by Houghton Mifflin Company. Adapted and reproduced by permission from *The American Heritage Student Dictionary*.

Steck-Vaughn Spelling: Linking Words to Meaning is a registered trademark of Steck-Vaughn Company.

Softcover ISBN 0-7398-3611-0

Hardcover ISBN 0-7398-5055-5

Copyright © 2002 Steck-Vaughn Company. All rights reserved. No part of the material protected by this copyright may be reproduced or utilized in any form or by any means, in whole or in part, without permission in writing from the copyright owner. Requests for permission should be mailed to: Copyright Permissions, Steck-Vaughn Company, P.O. Box 26015, Austin, Texas 78755.

Printed in the United States of America

16 17 18 19 20 1678 16 15 14 13 12 11 4500333623

The words *soil*, *worm*, *eggs*, *flower*, and *bird* are hidden on the cover. Can you find them?

Contents

Study Steps to Learn a Word . . . 6

Spelling Strategies 7

Unit 1

Lesson 1: Words with Short <i>a</i>	8
Spelling in Context	10
Nonfiction: "Cold Relief"	
Dictionary Skills: Alphabetical Order	13



Lesson 2: Words with Long <i>a</i>	14
Spelling in Context	16
Nonfiction: "A Special Day"	
Language Connection: Sentences	19
Lesson 3: More Words with Long <i>a</i>	20
Spelling in Context	22
Nonfiction: "Make Your Own Village"	
Using the Spelling Table	25
Lesson 4: Words with Short <i>e</i>	26
Spelling in Context	28
Fiction: "ME-2"	
Dictionary Skills: Multiple Meanings	31
Lesson 5: Plural Words	32
Spelling in Context	34
Nonfiction: "Behind the Scenes"	
Dictionary Skills: Base Words	37
Lesson 6: Unit 1 Review	
Lessons 1–5	38
Writer's Workshop: A Personal Narrative	41

Unit 2

Lesson 7: More Words with Short <i>e</i>	42
Spelling in Context	44
Fiction: "Lily"	
Language Connection: Capital Letters	47
Lesson 8: Words with Long <i>e</i>	48
Spelling in Context	50
Fiction: "Queen of the Roads"	
Language Connection: Nouns	53
Lesson 9: More Words with Long <i>e</i>	54
Spelling in Context	56
Nonfiction: "The Best Job in the World"	
Dictionary Skills: Alphabetical Order	59
Lesson 10: Words with Short <i>u</i>	60
Spelling in Context	62
Fiction: "Facing the Music"	
Language Connection: Question Marks	65
Lesson 11: Contractions	66
Spelling in Context	68
Fiction: "Diary of a Detective: Case 13"	
Language Connection: Contractions	71
Lesson 12: Unit 2 Review	
Lessons 7–11	72
Writer's Workshop: A Narrative	75




Unit 3

Lesson 13: More Words with Short <i>u</i> . . .	76
Spelling in Context	78
Fiction: "The First Horse Show"	
Language Connection: Homophones	81
Lesson 14: Words with Short <i>i</i>	82
Spelling in Context	84
Nonfiction: "Westward Adventures"	
Language Connection: Adjectives	87
Lesson 15: Words with Long <i>i</i>	88
Spelling in Context	90
Nonfiction: "Just a Big Cat?"	
Dictionary Skills: Guide Words	93
Lesson 16: More Words with Long <i>i</i>	94
Spelling in Context	96
Fiction: "Living Room Circus"	
Dictionary Skills: Alphabetical Order	99
Lesson 17: Words with <i>-ed</i> or <i>-ing</i>	100
Spelling in Context	102
Fiction: "The Playoffs"	
Language Connection: End Punctuation . . .	105
Lesson 18: Unit 3 Review	
Lessons 13–17	106
Writer's Workshop: A Friendly Letter	109

Unit 4

Lesson 19: Words with Short <i>o</i>	110
Spelling in Context	112
Fiction: "The Problem with P.J."	
Dictionary Skills: Alphabetical Order	115
Lesson 20: Words with Long <i>o</i>	116
Spelling in Context	118
Fiction: "What Are Friends For?"	
Language Connection: Verbs	121
Lesson 21: More Words with Long <i>o</i> . . .	122
Spelling in Context	124
Fiction: "Gold Island"	
Language Connection: Synonyms	127
Lesson 22: Words with / <i>oo</i> /	128
Spelling in Context	130
Fiction: "The Little Mouse"	
Language Connection: Capital Letters	133
Lesson 23 : More Words with <i>-ed</i> or <i>-ing</i>	134
Spelling in Context	136
Nonfiction: "Puppy Love"	
Language Connection: Commas	139
Lesson 24: Unit 4 Review	
Lessons 19–23	140
Writer's Workshop: A Description	143



Unit 5

Lesson 25: Words with /ōō/ or /yōō/ . . .	144
Spelling in Context	146
Fiction: "The All-School Marathon"	
Dictionary Skills: Pronunciation	149
Lesson 26: Words with /ûr/	150
Spelling in Context	152
Fiction: "The Bunting"	
Language Connection: Synonyms and Antonyms	155



Lesson 27: Words with /ä/	156
Spelling in Context	158
Nonfiction: "Annie Oakley"	
Dictionary Skills: Multiple Meanings	161
Lesson 28: Words with /oi/	162
Spelling in Context	164
Fiction: "A Camping Tale"	
Language Connection: Capital Letters	167
Lesson 29: More Contractions	168
Spelling in Context	170
Fiction: "The Challenge"	
Language Connection: <i>Be</i> Verbs	173
Lesson 30: Unit 5 Review	
Lessons 25–29	174
Writer's Workshop: A How-To Paragraph	177

Commonly Misspelled Words	212
Spelling Table	213

Unit 6

Lesson 31: Words with /ô/	178
Spelling in Context	180
Fiction: "The Frog Prince"	
Language Connection: Subject and Predicate	183
Lesson 32: More Words with /ô/	184
Spelling in Context	186
Nonfiction: "Happy Hiking"	
Dictionary Skills: Alphabetical Order	189
Lesson 33: Words with /ou/	190
Spelling in Context	192
Nonfiction: "Owls"	
Using the Spelling Table	195
Lesson 34: Words with /îr/, /âr/, or /îr/	196
Spelling in Context	198
Poetry: "A Strange Story"	
Dictionary Skills: Pronunciation	201
Lesson 35: Words with -er or -est	202
Spelling in Context	204
Fiction: "Big Splash"	
Language Connection: Adjectives	207
Lesson 36: Unit 6 Review	
Lessons 31–35	208
Writer's Workshop: A Narrative	211



Spelling Dictionary	214
Proofreading Marks	Inside Back Cover

Study Steps to Learn a Word

- 1** **Say** the word. What consonant sounds do you hear? What vowel sounds do you hear? How many syllables do you hear?
- 2** **Look** at the letters in the word. Think about how each sound is spelled. Find any spelling patterns or parts that you know. Close your eyes. Picture the word in your mind.
- 3** **Spell** the word aloud.
- 4** **Write** the word. Say each letter as you write it.
- 5** **Check** the spelling. If you did not spell the word correctly, use the study steps again.

Use the steps on this page to study words that are hard for you.





Spelling Strategies

What can you do when you aren't sure how to spell a word?

Look in the Spelling Table to find common spellings for sounds in the word.

Think about related words. They may help you spell the word you're not sure of.

child—children

Say the word aloud. Make sure you say it correctly. Listen to the sounds in the word. Think about letters and patterns that might spell the sounds.

Guess the spelling of the word and check it in a dictionary.

Write the word in different ways. Compare the spellings and choose the one that looks correct.

trane tran train trayn

Think about any spelling rules you know that can help you spell the word.

Most plural words are formed by adding -s.

Choose a rhyming helper and use it. A rhyming helper is a word that rhymes with the word and is spelled like it.

strong—song

Break the word into syllables and think about how each syllable might be spelled.


*No vem ber
for got*

Create a memory clue, such as a rhyme.

*Write i before e,
except after c.*

Lesson 1

Words with Short *a*



catch

1. *a* Words

ask
matter
black
add
match
Saturday
class
apple
subtract
laugh
thank
catch
January
after
hammer
half

2. *au* Word

Say and Listen

Say each spelling word. Listen for the short *a* sound.

Think and Sort

Look at the letters in each word. Think about how short *a* is spelled. Spell each word aloud.

Short *a* can be shown as /ă/. How many spelling patterns for /ă/ do you see?

1. Write the spelling words that have the *a* pattern.
2. Write the spelling word that has the *au* pattern.

Use the steps on page 6 to study words that are hard for you.

Spelling Patterns


a
match

au
laugh

Spelling and Meaning

Definitions Write the spelling word for each definition.
Use the Spelling Dictionary if you need to.

1. to find the sum _____
2. problem _____
3. to look alike _____
4. group of students _____
5. following _____
6. to say one is grateful _____
7. one of two equal parts _____
8. to request _____



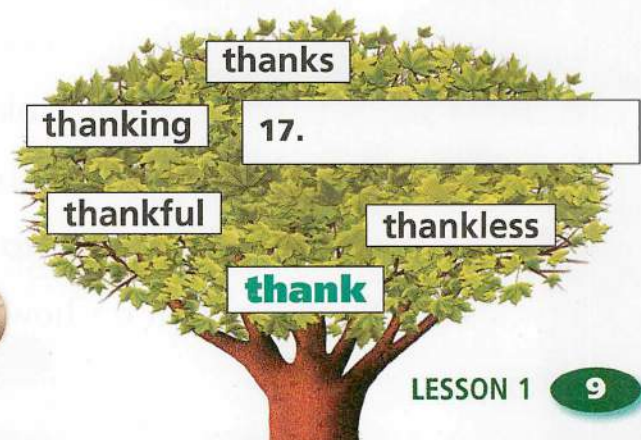
Classifying Write the spelling word that belongs in each group.

- | | | | |
|-----------------|----------|-----------|-------|
| 9. banana | orange | pear | _____ |
| 10. add | multiply | divide | _____ |
| 11. screwdriver | saw | drill | _____ |
| 12. white | green | yellow | _____ |
| 13. chuckle | grin | smile | _____ |
| 14. March | April | September | _____ |
| 15. run | throw | pitch | _____ |

Word Story One of the spelling words comes from two Old English words. The first is *Saeter*. The second is *daeg*. *Saeter* was the name for the Roman god Saturn. *Daeg* meant “day.” Write the word.

16. _____

Family Tree: thank Think about how the *thank* words are alike in spelling and meaning. Then add another *thank* word to the tree.



Spelling in Context

Use each spelling word once to complete the selection.

Cold Relief

Your head feels as if it is being pounded with a _____.
Your eyes are so itchy and watery that you can't see well. You put on socks that do not _____. Your throat hurts. You sniffle and sneeze your way through every _____ at school. What is the _____?
You have a cold!



You may think that you _____ colds from cold, wet weather. This is not true. Icy winds in _____ or February do not cause colds. You can _____ tiny germs called cold viruses for your sniffles and sneezes.



Cold germs travel in the air and on people's hands, so you should wash your hands often. Washing your hands is especially important _____ being around someone else who has a cold. You can also _____ people who sneeze to cover their mouth.


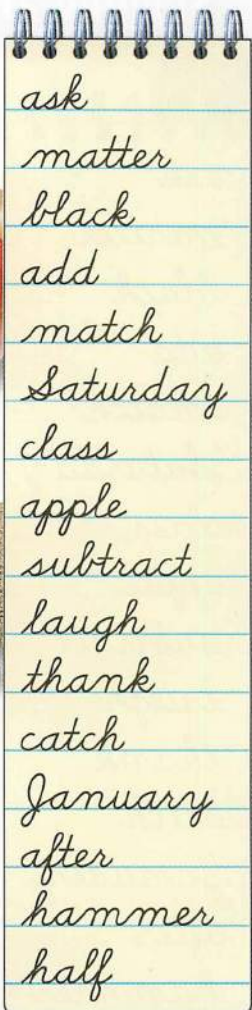
Unfortunately, there is no cure for the common cold. There are some things you can do, however, that will make you feel better.

Drink lots of fruit juice and water. Drink at least _____¹⁰ a glass every hour. A full glass is even better.

People say that an _____¹¹ a day keeps the doctor away. It is true that apples and other good foods help make your body strong. When you have a cold, _____¹² extra fruits and vegetables to your meals. At the same time, _____¹³ potato chips, candy, and other junk foods.

Some people think that chicken soup is the best medicine for a cold. Do not _____¹⁴. Hot soup really can make you feel better. Some people say that adding a little bit of _____¹⁵ pepper makes the soup work even better.

When you have a cold, stay in bed and rest. This is true even if it is a sunny _____¹⁶ morning. If you take good care of yourself, you should feel better in no time!



Spelling and Writing

ask
matter
black
add
match
Saturday
class
apple
subtract
laugh
thank
catch
January
after
hammer
half

Write to the Point

Many people feel terrible when they have a cold. Have you ever had a cold? Write a paragraph about how you felt. Tell what you did to feel better. Try to use spelling words from this lesson in your paragraph.



Use the strategies on page 7 when you are not sure how to spell a word.

Proofreading

Proofread the ad for Feelfine apple juice below. Use proofreading marks to correct five spelling mistakes, three capitalization mistakes, and two punctuation mistakes.

Proofreading Marks

- spell correctly
- ≡ capitalize
- ⊙ add period

It's Janary You have the sniffles. did you cach
a cold? to feel better fast, drink Feelfine.

It is the finest fruit
juice ever made.

Look for the aple on
the bottle. you will
feel great affter only
haf a glass



Dictionary Skills

Alphabetical Order When words are in alphabetical order, they are in **ABC** order.

This group of words is in alphabetical order.

bend friend horse

This group of words is not in alphabetical order.

egg animal chicken



Write the following groups of words in alphabetical order.

1. matter January hammer

2. add match class

3. thank ask Saturday

4. black subtract laugh

★ Challenge Yourself

Use the Spelling Dictionary to answer these questions. Then use separate paper to write sentences showing that you understand the meaning of each Challenge Word.

Challenge Words

plaid
clank

agony
fragile

5. Does a **plaid** shirt have one color or many colors? _____

6. Would you be in **agony** if you hit your thumb with a hammer?

7. Could an old iron gate **clank** when you shut it? _____

8. Would it be safe to play in a **fragile** tree house? _____

Lesson 2

Words with Long a



break

1. a-consonant-e Words

gray
page
great
change
April
face
save
away
break
ate
place
pay
late
safe
May
came

2. ay Words

3. ea Words

4. a Word

Say and Listen

Say each spelling word. Listen for the long a sound.

Think and Sort

Look at the letters in each word. Think about how long a is spelled. Spell each word aloud.

Long a can be shown as /ā/. How many spelling patterns for /ā/ do you see?

1. Write the **nine** spelling words that have the *a-consonant-e* pattern.
2. Write the **four** spelling words that have the *ay* pattern.
3. Write the **two** spelling words that have the *ea* pattern.
4. Write the **one** spelling word that has the *a* pattern.

Use the steps on page 6 to study words that are hard for you.

Spelling Patterns

a-consonant-e
face

ay
May


ea
break

a
April

Spelling and Meaning

Synonyms Synonyms are words that have the same meaning. Write the spelling word that is a synonym for each word below.

1. arrived _____
2. unhurt _____
3. absent _____
4. put _____
5. messenger _____
6. wonderful _____
7. switch _____
8. silvery _____



Anagrams An anagram is a word whose letters can be used to make another word. Write the spelling word that contains the letters of the underlined anagram in each sentence.

9. Jenna's birthday is in the month of yaM. _____
10. The team tea pizza after the game. _____
11. Please do not brake my pencil. _____
12. Ten dollars is too much to yap. _____
13. The bus was tale this morning. _____
14. Let's vase the best for last. _____
15. The baby had a big smile on her cafe. _____

Word Story Many English words come from other languages. One spelling word comes from the Latin word *Aprilis*. *Aprilis* was the name of the second month in the Roman calendar. It names one of the spring months. Write the spelling word.

16. _____

Family Tree: pay Think about how the *pay* words are alike in spelling and meaning. Then add another *pay* word to the tree.




Spelling in Context

Use each spelling word once to complete the selection.



A Special Day



Arbor Day is a special holiday. The word *arbor* means “tree.” Arbor Day helps people remember to plant new trees and to _____₁ older ones. It can help _____₂ people’s ideas about Earth and the environment.

Arbor Day was started by a Nebraska man named Sterling Morton in 1872. Mr. Morton loved trees. He asked everyone in the state to plant trees on a day he called Arbor Day. He wanted to give prizes to those who planted the most trees. A million trees were planted. Imagine the look on Mr. Morton’s _____₃! He was very surprised and pleased. The day was a _____₄ success.

Soon people in other states started to celebrate Arbor Day, too. In 1876 a man in Connecticut wanted to honor the nation’s hundredth birthday. The man invited children to plant trees. He said he would _____₅ one dollar to each child who planted trees. He kept his promise.

Since that time children have always been part of Arbor Day celebrations. In 1882 almost 20,000 children in Cincinnati, Ohio, _____₆ from many schools to the city’s Eden Park. They planted new trees. They were careful not to _____₇ any leaves or branches. Then the children named each tree after a famous

person. Perhaps they _____⁸ a picnic lunch.

They might even have read a _____⁹ from

a book about _____¹⁰ squirrels.

Over the years Arbor Day celebrations have taken
_____¹¹ in city parks, public squares, and schools.

Today both children and adults take part in Arbor Day
events. Many people celebrate Arbor Day in March,

_____¹², or _____¹³. Others celebrate

in _____¹⁴ fall or winter. Japan, China, and other
countries far _____¹⁵ celebrate this holiday, too.

Arbor Day is an important day. It is a day to think about
trees and ways to help keep them _____¹⁶. This
special day gives people a time to plant new life.

gray
page
great
change
April
face
save
away
break
ate
place
pay
late
safe
May
came



Spelling and Writing

gray
page
great
change
April
face
save
away
break
ate
place
pay
late
safe
Mary
came

Write to the Point

Posters help people learn about important events. Design a poster for Arbor Day. Use words that will make people want to help Earth by planting trees. Tell why trees are good for Earth and people. Try to use spelling words from this lesson in your poster.



Use the strategies on page 7 when you are not sure how to spell a word.

Proofreading

Proofread these directions for planting a tree. Use proofreading marks to correct five spelling mistakes, three capitalization mistakes, and two unnecessary words.

Proofreading Marks

- spell correctly
- ≡ capitalize
- ↶ take out

How to Plant a Tree

To plant a tree, first choose a saif spot. it should be a playce far from houses and away from from strong winds. Plant the tree laete in the day when the sun is low. dig a deep hole and save the soil. then put the tree in the hole and water it well. Be careful not to to brek any branches on the tree. Last, pack the soil around the tree.



Language Connection

Sentences Begin the first word of each sentence with a capital letter.

My sister collects postage stamps.

Put a period at the end of a sentence that tells something.

The first postage stamp was made in England.

Use the spelling words in the boxes below to complete the story. Then use proofreading marks to correct mistakes in the use of capital letters and periods.

May

face

save

great

page

gray

away

heather likes to _____ stamps She must keep them _____ from Scooter, her _____ puppy. last _____ a _____ fell out of Heather's stamp book She looked all over for it. then she looked at Scooter The fur on his _____ was stuck together. he had a _____ time eating her stamps.



★ Challenge Yourself

What do you think each Challenge Word means? Check the Spelling Dictionary to see if you are right. Then use separate paper to write sentences showing that you understand the meaning of each Challenge Word.

Challenge Words

cable

debate

dismay

labor

1. A **cable** holds up the bridge.
2. She will **debate** whether to buy a new bike or fix her old one.
3. I watched in **dismay** as my hat fell in the mud.
4. Riding up the steep hill required a great deal of **labor**.

Lesson 3

More Words with Long a



train

1. ai Words

2. a Words

3. eigh Words

4. ey Word

fable
rain
danger
sail
afraid
table
aid
train
eight
wait
able
aim
weigh
they
paint
paper

Say and Listen

Say each spelling word. Listen for the long a sound.

Think and Sort

Look at the letters in each word. Think about how long a is spelled. Spell each word aloud.

Long a can be shown as /ā/. How many spelling patterns for /ā/ do you see?

1. Write the **eight** spelling words that have the *ai* pattern.
2. Write the **five** spelling words that have the *a* pattern.
3. Look at the word *eight*. The spelling pattern for this word is *eigh*. The *g* and *h* are silent. Write the **two** spelling words that have the *eigh* pattern.
4. Write the **one** spelling word that has the *ey* pattern.

Use the steps on page 6 to study words that are hard for you.

Spelling Patterns

ai
rain

a
paper

eigh
weigh

ey
they

Spelling and Meaning

Antonyms Antonyms are words that have opposite meanings. Write the spelling word that is an antonym of each word below.

1. hurt _____
2. fearless _____
3. go _____
4. safety _____
5. unable _____



Analogies An analogy shows that one pair of words is like another pair. Write the spelling word that completes each analogy.

6. *Bedspread* is to *bed* as *tablecloth* is to _____.
7. *Two* is to *four* as *four* is to _____.
8. *Car* is to *road* as _____ is to *track*.
9. *Engine* is to *car* as _____ is to *sailboat*.
10. *Story* is to _____ as *animal* is to *dog*.
11. *Silk* is to *smooth* as _____ is to *wet*.
12. *We* is to *us* as _____ is to *them*.
13. *Oven* is to *bake* as *scale* is to _____.
14. *Ink* is to *pen* as _____ is to *brush*.
15. *Easy* is to *simple* as _____ is to *point*.

Word Story Long ago some people wrote on papyrus. Papyrus was made of dried grass. Today most people use another material to write on. It is made of finely cut wood. The name of this material comes from the word *papyrus*. Write the word.

16. _____

Family Tree: paint Think about how the *paint* words are alike in spelling and meaning. Then add another *paint* word to the tree.




Spelling in Context

Use each spelling word once to complete the selection.

Make Your Own Village


What can you do when you can't go outside and play because of _____? Make your own village! It's fun and easy to do.

First, spread pieces of paper on top of a _____. Newspaper is a good kind of paper to use. Then, cut more pieces of _____ into strips. Mix one cup of flour with enough water to make a thin paste. Gather seven or _____ small boxes to use for buildings.



Next, get a towel and wet it. Keep it near you as you work with the paper and paste. The wet towel will _____ you in cleaning your sticky hands.

Dip the strips of paper into the paste. Don't be _____ to use a lot of paste. Wind the paper strips around the boxes. You will be _____ to make buildings of different shapes by using more strips in some places.



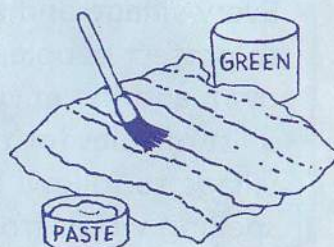
You should _____ to work until you have covered all your buildings with paper strips. Then, let the buildings dry. You will probably have to _____ a day or two for all the wet paper to dry.

Later, get some _____

10

and brushes and paint your buildings. Then you are ready to make the ground. Spread the paste over wrinkled paper. Paint your ground green after the paste dries. Then, paint a lake. Make a boat to _____ on the lake.

11



Do you think your village needs a _____?

12

You can make one by using old matchboxes for the cars. Make the train tracks out of toothpicks. For train wheels, buttons work well because _____ are small and round.

13


You can also add mountains and bridges to your village. You can even add a sign that says "Falling Rock" to warn of _____.

14

What is missing from your village? People! Make clay people. If they don't _____ too much, you can sit them in your boat without making it turn over. You can also use the people to act out a _____ or other kind of story. Have fun playing with your village!

15

16



fable

rain

danger

sail

afraid

table

aid

train

eight

wait

able

aim

weigh

they

paint

paper

Spelling and Writing

fable
rain
danger
sail
afraid
table
aid
train
eight
wait
able
aim
weigh
they
paint
paper

Write to the Point

Every village and town has rules to protect people, the things they own, and the environment. Make a list of rules for the people of a village to follow. Try to use spelling words from this lesson.

Proofreading

Proofread the paragraph below. Use proofreading marks to correct five spelling mistakes, three capitalization mistakes, and two unnecessary words.

Please
do not
litter.

Use the strategies on page 7 when you are not sure how to spell a word.

Proofreading Marks

- spell correctly
- ≡ capitalize
- ℳ take out

Mr. sanchez is the art teacher at our school. He teaches the third grade once a week. each class is abel to make many things. This week we are making things out of paper. our class has made a boat with with a large paper sail. Mrs. Digg's class has made a trane that that is aight feet long. Thay cannot wate to paint it.

Using the Spelling Table

Suppose that you need to find a word in a dictionary, but you're not sure how to spell one of the sounds. What can you do? You can use a spelling table to find the different ways that the sound can be spelled.

Let's say that you're not sure how to spell the last consonant sound in *sok*. Is it *k*, *c*, *ck*, or *ch*? First, find the pronunciation symbol for the sound in the Spelling Table on page 213. Then read the first spelling listed for /k/ and look up *sok* in the Spelling Dictionary. Look for each spelling in the dictionary until you find the correct one.

Sound	Spellings	Examples
/k/	k c ck ch	keep, coat, kick, school

Write the correct spelling for /k/ in each word below. Use the Spelling Table above and the Spelling Dictionary.

- | | |
|------------------|-------------------|
| 1. kable _____ | 2. karton _____ |
| 3. koarse _____ | 4. blak _____ |
| 5. blok _____ | 6. skeme _____ |
| 7. komb _____ | 8. subtrakt _____ |
| 9. klok _____ | 10. kard _____ |
| 11. korner _____ | 12. soks _____ |

Challenge Yourself

Use the Spelling Dictionary to answer these questions. Then use separate paper to write sentences showing that you understand the meaning of each Challenge Word.

Challenge Words


frail	agent
maintain	contain

13. Would a bridge made of toothpicks be **frail**? _____
14. Could a secret **agent** work for a government? _____
15. Is it important to **maintain** a town's bridges and roads?

16. Are jars that **contain** jam empty? _____

Lesson 4

Words with Short e



egg

1. e Words

next
egg
says
ready
end
help
spent
again
second
forget
dress
said
address
read
test
head

2. ea Words

3. ai Words

4. ay Word

Say and Listen

Say each spelling word. Listen for the short e sound.

Think and Sort

Look at the letters in each word. Think about how short e is spelled. Spell each word aloud.

Short e can be shown as /ĕ/. How many spelling patterns for /ĕ/ do you see?

1. Write the **ten** spelling words that have the *e* pattern.
2. Write the **three** spelling words that have the *ea* pattern.
3. Write the **two** spelling words that have the *ai* pattern.
4. Write the **one** spelling word that has the *ay* pattern.

Use the steps on page 6 to study words that are hard for you.

Spelling Patterns

e
dress

ea
head


ai
said

ay
says

Spelling and Meaning

Clues Write the spelling word for each clue.

1. includes a ZIP code _____
2. once more _____
3. what is done to a book _____
4. opposite of *remember* _____
5. used your money _____
6. all set _____
7. aid _____
8. I say, you say, he _____



Classifying Write the spelling word that belongs in each group.

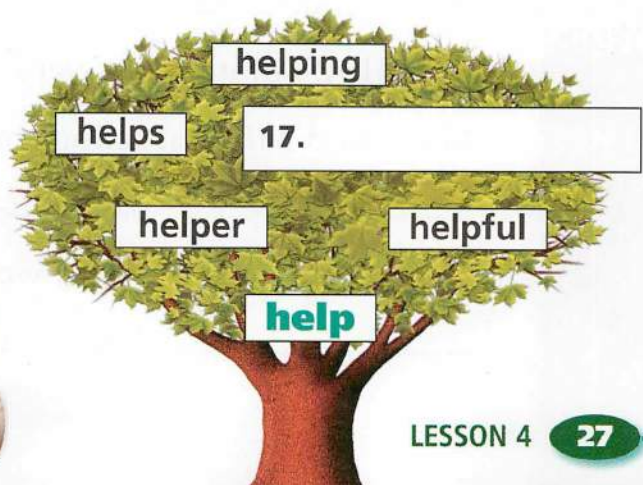
- | | | |
|------------|--------|-------|
| 9. hour | minute | _____ |
| 10. exam | quiz | _____ |
| 11. spoke | told | _____ |
| 12. first | then | _____ |
| 13. stop | quit | _____ |
| 14. blouse | skirt | _____ |
| 15. toast | juice | _____ |

Word Story The phrase “raining cats and dogs” is called an **idiom**. In an idiom, the meanings of the words don’t add up to the meaning of the phrase. Write the spelling word that completes each idiom below.

He **kept his** _____ when he got lost.
Don’t **lose your** _____ during a storm.

16. _____

Family Tree: help Think about how the *help* words are alike in spelling and meaning. Then add another *help* word to the tree.



Spelling in Context

Use each spelling word once to complete the story.

ME-2



ME-2 was a little robot with a big problem. She had a very bad memory. On Friday morning ME-2 ate bread and a scrambled _____¹. Then she forgot that she had eaten breakfast, so she ate it _____². On Saturday morning she put on blue jeans. Then she forgot what she had planned to wear, so she put on her best _____³, too.

Things were bad at home. They were no better at school. When her teacher asked her a question about a story, ME-2 forgot what she had _____⁴. When the teacher gave the class a _____⁵, ME-2 had forgotten to study for it. She couldn't find her pencil, either. She was never _____⁶ for gym because she always forgot her sneakers.

One day ME-2 forgot where she lived. She had forgotten her own _____⁷! ME-2 _____⁸ the night with her best friend, US-2.

ME-2's mother was very worried. She found ME-2 at school early the very _____⁹ day. ME-2's mother _____¹⁰, "This won't happen a _____¹¹ time. You are going to the doctor."





next
egg
says
ready
end
help
spent
again
second
forget
dress
said
address
read
test
head

The doctor gave ME-2 a checkup. Soon it was over. ME-2 told her mother, “The doctor _____
12
I’m just fine. I wish I could remember why you brought me here.”

“Doctor, how can ME-2 be fine?” asked her mother. “She would lose her _____
13
on her shoulders! Can’t you _____
14
her?”

The mother’s words gave the doctor an idea. He looked at the screws in ME-2’s head. Sure enough, one screw was loose. He fixed it. That put an _____
15
to ME-2’s bad memory.

“Oh, no! I just remembered something,” cried ME-2. “We get report cards tomorrow. That is something I wish I could _____
16
!”

Spelling and Writing

next

egg

says

ready

end

help

spent

again

second

forget

dress

said

address


read

test

head

Write to the Point

Sometimes it may be hard to remember all the things you have to do every day. You can help yourself remember by making a list. Make a list of things you have to do before and after school every day. Try to use spelling words from this lesson in your list.



Use the strategies on page 7 when you are not sure how to spell a word.

Proofreading

Proofread the journal entry below. Use proofreading marks to correct five spelling mistakes, two capitalization mistakes, and three punctuation mistakes.

Proofreading Marks

○ spell correctly

≡ capitalize

⊙ add period

October 18

Today I forgot to take my lunch to school.

I often forgit things Mom sez that i need to use my hed. she gave me some string and told me about a trick that will healp I will use the string to tie a bow around my secund finger The bow will help me remember my lunch.



Dictionary Skills

Multiple Meanings Many words have more than one meaning. If an entry word in a dictionary has more than one meaning, the different meanings are numbered. Read the dictionary entry below.

then (thĕn) *adverb* **1.** At the time: *I used to sleep with a teddy bear, but I was only a baby then.* **2.** After that: *We saw lightning flash, and then we heard the thunder roar.* **3.** A time mentioned: *Go finish your homework, and by then dinner will be ready.*

1. What is the entry word? _____
2. How many meanings does the word have? _____

Write the words *egg*, *address*, *next*, and *help* in alphabetical order. Then look them up in the Spelling Dictionary. Write the page on which each entry appears. Then write the number of meanings each word has.

	Word	Page	Number of Meanings
3.	_____	_____	_____
4.	_____	_____	_____
5.	_____	_____	_____
6.	_____	_____	_____



Challenge Yourself

What do you think each Challenge Word means? Check the Spelling Dictionary to see if you are right. Then use separate paper to write sentences showing that you understand the meaning of each Challenge Word.


Challenge Words

genuine
athletic
attempt
celebration

7. ME-2 was a **genuine** robot.
8. She liked gym class because she was **athletic**.
9. The doctor's first **attempt** to help ME-2 did not work.
10. They had a **celebration** when ME-2 got a good report card.

Lesson 5

Plural Words



apples

1. -s Plurals

tests

pages

papers

dresses

hammers

tables

clowns

classes

paints

apples

eggs

matches

hands

trains

addresses

places

2. -es Plurals

Say and Listen

Say the spelling words. Listen for the ending sounds.

Think and Sort

All of the spelling words are plural words. **Plural** words name more than one thing. Most plural words are formed by adding -s.

boy + s = boys page + s = pages

Singular words name one thing. If a singular word ends in s, ss, ch, or x, -es is added to form the plural.

glass + es = glasses

1. Write the **twelve** spelling words that are formed by adding -s.
2. Write the **four** spelling words that are formed by adding -es.

Use the steps on page 6 to study words that are hard for you.

Spelling Patterns

-s
tests
pages

-es
dresses

Spelling and Meaning

Making Connections Complete each sentence with the spelling word that goes with the workers.

1. Artists use brushes and _____.
2. Carpenters work with nails and _____.
3. Fruit farmers grow oranges and _____.
4. Cooks work with milk and _____.
5. Teachers grade projects and _____.
6. Writers work with _____ in books.
7. Tailors sew skirts and _____.
8. Mail carriers work with names and _____.



Definitions Write the spelling word for each definition. Use the Spelling Dictionary if you need to.

9. questions that measure knowledge _____
10. small sticks of wood used to light fires _____
11. connected railroad cars _____
12. part of the arms below the wrists _____
13. particular areas _____
14. circus performers who make people laugh _____
15. groups of students taught by the same teacher _____

Word Story One spelling word comes from the Latin word *tabula*. A *tabula* was a board or plank. The spelling word that comes from *tabula* names things on which we set our food or play games. Write the word.

16. _____

Family Tree: hands *Hands* is a form of *hand*. Think about how the *hand* words are alike in spelling and meaning. Then add another *hand* word to the tree.



Spelling in Context

Use each spelling word once to complete the selection.

Behind the Scenes



makeup art

When many people think of movie artists, they think of actors. Actors are important movie artists. But other kinds of movie artists are important, too.

Makeup artists work on the actors. They make the actors look like the characters the actors are playing.

Makeup artists brush face _____¹ onto actors to make them look funny, scary, or old. These artists may also use makeup on actors' arms and _____.² They do this so that all of the skin looks the same.

Costume artists plan and help make the clothes actors wear. These include fancy gowns and other kinds of _____³ from the past. Costume artists also make silly baggy pants for actors who play circus _____.⁴ They even make animal costumes for actors to wear.

Other movie artists make the movie sets, or the _____⁵ where the stories take place. They use saws, wood, _____⁶, and nails to make rooms. They build the rooms inside larger rooms called studios. They also build _____⁷, chairs, and other pieces of furniture for the set.



set builder

Prop artists find the objects actors need. For example, a movie script may say that actors eat fruit in one part of the movie. A prop artist must find shiny red _____.
8
In another part of the movie, an actor may have to light a fire. A prop artist must have wood and _____.
9
on hand.

Other artists work with special sounds in movies. A movie may call for the sound of _____ frying. A sound
10
artist might crumple _____ to make the sound.
11
Another part of the movie might call for the sound of two
_____ racing down a railroad track. A sound
12
artist might use a recording of real trains. A sound artist puts
all sounds through several different _____ to
13
make sure they sound real.

Would you like to be a movie artist? You can start
by working on school plays. You can take special
_____, too. You can also look in the yellow
14
_____ of the telephone book. Find the
15
_____ and telephone numbers of
16
children's theaters near you. Get behind the scenes!

tests

pages

papers

dresses

hammers

tables

clowns

classes

paints

apples

eggs


matches

hands

trains

addresses

places



movie set

Spelling and Writing

tests
pages
papers
dresses
hammers
tables
clowns
classes
paints
apples
eggs
matches
hands
trains
addresses
places

Write to the Point

Many people enjoy movies. Write an ad telling people about a movie. The movie can be a real one or one you make up. Include details that will make people want to see the movie. Try to use spelling words from this lesson.



Use the strategies on page 7 when you are not sure how to spell a word.

Proofreading

Proofread the movie review below. Use proofreading marks to correct five spelling mistakes, three capitalization mistakes, and two punctuation mistakes.

Proofreading Marks

- spell correctly
- ≡ capitalize
- ◌ add period

MOVIE REVIEW

Do you like funny movies? If you do, you will love *Pageess from Our Lives*. it is the story of a group of clownes as they travel to different playces all over the world They use apples and egges to teach juggling to children at a school in France. they also dance on tabels at a park in China. you will have a great time at this movie Your parents will like it, too.

Dictionary Skills

Base Words A base word is a word from which other words are formed. For example, *apple* is the base word in *apples*, and *test* is the base word in *tests*.

Many entry words in a dictionary are base words. Different forms of a base word may be listed in the entry. The different forms are printed in dark type. Look up the word *dress* in the Spelling Dictionary. How many different forms of *dress* does the entry show? What are they?

Write the following words in alphabetical order. Write the base word for each word. Then find the base word in the Spelling Dictionary. Write the number of different forms given for the word.



hands

addresses

trains

pages

paints

	Word	Base Word	Number of Word Forms
1.	_____	_____	_____
2.	_____	_____	_____
3.	_____	_____	_____
4.	_____	_____	_____
5.	_____	_____	_____

★ Challenge Yourself

Write the Challenge Word for each clue. Use the Spelling Dictionary to see if you are right. Then use separate paper to write sentences showing that you understand the meaning of each Challenge Word.

Challenge Words

losses meteors
caverns neckties

- These look like bright streaks of light in the sky. _____
- This word is made from two shorter words put together.

- These can make ball players sad. _____
- You might find bats in these. _____

Lesson 6

Unit 1 Review Lessons 1–5

Use the steps
on page 6 to
study words
that are hard
for you.

- 1 subtract
catch
January
half
laugh

Words with Short a

Write the spelling word that completes each analogy.

1. *Grab* is to _____ as *pitch* is to *throw*.
2. *Ten* is to *five* as *whole* is to _____.
3. *Chuckle* is to _____
as *cry* is to *sob*.
4. *Multiply* is to *divide* as *add* is to _____.
5. *Snow* is to _____ as
rain is to *April*.



- 2 place
gray
break
great
April

Words with Long a

Write the spelling word that belongs in each group.

6. February, March, _____
7. put, set, _____
8. wonderful, excellent, _____
9. green, yellow, _____
10. crack, split, _____

- 3 afraid
danger
table
weigh
they

More Words with Long a

Write the spelling word for each clue.

11. something you should try to avoid

12. how people want you to feel when
they yell "Boo!" _____