

STECK-VAUGHN

Spelling

Linking Words to Meaning

LEVEL 2





John R. Pescosolido
Professor Emeritus
Central Connecticut State University
New Britain, Connecticut

Reviewers

Anita Uphaus
Coordinator of Early Childhood Programs
Austin Independent School District
Austin, Texas

Deanna Dove
Education Specialist for Grades K-1
Orange County Public Schools
Orlando, Florida

Patricia D'Amore
Assistant Literacy Coordinator
Cooperative Educational Services
Trumbull, Connecticut

Dr. Donna Ronzone
Principal and Director of Special Education
Briggs Elementary School District
Santa Paula, California



STECK-VAUGHN
ELEMENTARY • SECONDARY • ADULT • LIBRARY
A Harcourt Company

www.steck-vaughn.com

Acknowledgments

Editorial Director Stephanie Muller

Senior Editor Amanda Sperry

Assistant Editor Julie M. Smith

Associate Director of Design Cynthia Ellis

Senior Design Manager Cynthia Hannon

Designer Deborah Diver

Media Researcher Sarah Fraser

Editorial Development, Design, and Production The Quarasan Group, Inc.

Cover Illustration Dan Sharp

Senior Technical Advisor Alan Klemp

PHOTO CREDITS

3 ©Andy Sacks/Stone; 5 ©Leonard L.T. Rhodes/Animals Animals; 6 ©Bob Daemmrich/The Image Works; 8 ©PhotoDisc, Inc.; 10 top (t) ©Claus Meyer/Black Star Publishing/PictureQuest; bottom left (bl) ©Fred Whitehead/Animals Animals; bottom right (br) ©Alan Oddie/PhotoEdit, Inc.; 11 (t) ©PhotoDisc, Inc.; (b) ©Gary R. Zahm/DRK Photo; 12 ©Alan Oddie/PhotoEdit, Inc.; 14 ©PhotoDisc, Inc./EyeWire, Inc.; 18 ©PhotoDisc, Inc.; 20 ©Joe Towers/The Stock Market; 22-23 ©Tony Freeman/PhotoEdit, Inc.; 23 (t) ©Patrick Bennett/Corbis; (b) ©Mark Gibson/International Stock; 24 ©Tony Freeman/PhotoEdit, Inc.; 26 ©Corel Corporation; 27 ©PhotoDisc, Inc.; 32 ©David Madison/Stone; 34 ©Gabe Palmer/The Stock Market; 35 ©Corbis; 36 ©Corbis; 38 (t) ©Raymond Gehman/Corbis; (b) ©PhotoDisc, Inc.; 39 ©PhotoDisc, Inc.; 41 ©Bob Rowan/Progressive Images/Corbis; 42 ©Peter Langone/International Stock; 46 ©Gillian Darley/Edifice/Corbis; 48 ©Stuart Westmorland/Stone; 50-51 (flowers) ©MetaTools, ©PhotoDisc, Inc.; 51 (l) ©Joe McDonald/Corbis; (r) ©Andy Sacks/Stone; 52 ©PhotoDisc, Inc.; 54 ©Digital Studios; 56-57 (leaves) ©PhotoDisc, Inc.; 56 ©Mary Kate Denny/PhotoEdit, Inc.; 57-58 ©David Young-Wolff/PhotoEdit/PictureQuest; 60 ©Fulvio Roiter/Corbis; 61 ©PhotoDisc, Inc.; 62 ©Bob Rowan/Progressive Image/Corbis; (apple) ©Joe Atlas/Artville; (broccoli) ©PhotoDisc, Inc.; (coconut) ©PhotoDisc, Inc.; (orange) ©PhotoDisc, Inc.; (pepper) ©PhotoDisc, Inc.; 63 ©Bob Rowan/Progressive Image/Corbis; 64 ©PhotoDisc, Inc.; 66 ©Thomas Peterson/Stone; 68 (t) ©Steve Woit/Stock Boston/PictureQuest; (b) ©Miro Vintonir/Stock Boston/PictureQuest; 69 (t) ©Dewitt Jones/Corbis; (b) ©Scott McKiernan/Black Star Publishing/PictureQuest; 70 ©Miro Vintonir/Stock Boston/PictureQuest; 73 (t) ©MetaTools; (b) ©Michael Newman/PhotoEdit, Inc.; 74 (l) ©Artville; middle (m) ©PhotoDisc, Inc.; (r) ©Joe Atlas/Artville; 75 ©Bon/International Stock; 76 ©EyeWire, Inc.; 78 ©Rudi Von Briel/PhotoEdit, Inc.; 79 (t) ©Frank Lane Picture Agency/Corbis; (b) ©Charles Thatcher/Stone; 80 (t) ©Charles Thatcher/Stone; (b) ©Craig Hammell/The Stock Market; 81 ©Paul Barton/The Stock Market; 82 ©Charles Krebs/The Stock Market; 83 ©Geostock/PhotoDisc/PictureQuest; 86 ©Ron Maratea/International Stock; 88 ©SuperStock, Inc.; 93 ©Corbis; 94 ©SuperStock, Inc.; 95 ©Bruce Miller/Corbis; 100 ©Terry Vine/Stone; ; 101 ©Corbis; 106 ©Quarasan; 107 ©Renee Lynn/Stone; 109 ©Tony Freeman/PhotoEdit/PictureQuest; 110 ©Sunstar/International Stock; 116 ©Joe Willis/International Stock; 122 ©Digital Studios; 123 ©Myrleen Ferguson/PhotoEdit, Inc.; 126 ©Dean Abramson/Stock Boston/PictureQuest; 128 ©Corbis; 134 ©Michael Newman/PhotoEdit, Inc.; 140 ©John & Lisa Merrill/Stone; 141 (t) ©ORB Studio 977/The Stock Market; (b) ©LWA-JDC/The Stock Market; 142 ©Corbis; 143 ©PhotoDisc, Inc.; 144 ©Kent Miles/FPG International; 150 ©Barbara Von Hoffmann/Animals Animals; 151 ©PhotoDisc, Inc.; 156 ©Digital Studios; 157 (jar) ©Corbis; 157-162 ©PhotoDisc, Inc.; 163 ©Corbis; 164 (t) ©PhotoDisc, Inc.; 164 (fish) ©Leonard L.T. Rhodes/Animals Animals; 164 (water) ©MetaTools; 165 ©Ariel Skelley/The Stock Market; 166 ©Leonard L.T. Rhodes/Animals Animals; 168 ©Michael Newman/PhotoEdit, Inc.; 169 ©SuperStock, Inc.; 174 ©RubberBall Productions/PictureQuest; 175 ©PhotoDisc, Inc.; 177 ©Scott Barrow, Inc./International Stock; 178 ©Chris Jones/The Stock Market; 179 ©PhotoDisc, Inc.; 181 ©PhotoDisc, Inc.; 184 ©Corbis; 185 ©PhotoDisc, Inc.; 188 ©Yann Arthus-Bertrand/Corbis; 189 (tl) ©PhotoDisc, Inc.; (ml) ©PhotoDisc, Inc.; (bl) ©Digital Studios; (tr) ©Corbis; (mr) ©Digital Studios; (br) ©PhotoDisc, Inc.; 190 ©Corbis; 191 ©MetaTools; 196 ©PhotoDisc, Inc.; 197 ©Michael Rosenfeld/Stone; 202 ©Ariel Skelley/The Stock Market; 203 ©David Young-Wolff/PhotoEdit, Inc.; 204 (l) ©Bob Peterson/FPG International; (tr) ©Jose L. Pelaez/The Stock Market; (mr) ©Larry Edwards/Zuma/The Stock Market; (br) ©Corbis; 205 (t) ©Ziggy Kaluzny/Stone; (m) ©SuperStock, Inc.; (b) ©Arnulf Husmo/Stone; 206 ©Corbis; 208 (l) ©TMC/Photo Network/PictureQuest; (r) ©Photodisc, Inc.; 209 ©SuperStock, Inc.; 211 ©PhotoDisc, Inc. Dictionary photos: 214 ©Superstock Inc.; 215 ©Jon Feingersh/The Stock Market; 217 ©E. Lettau/FPG International; 220 ©David M. Schleser/Nature's Images, Inc./Photo Researchers, Inc.; 222 ©George Schiavone/The Stock Market; 225 ©Gary Buss/FPG International; 226 ©Superstock, Inc.; 227 ©Stephen Wilkes/The Image Bank; 232 ©Superstock, Inc.; 233 ©Telegraph Colour Library/FPG International; 236 ©Superstock, Inc.; 239 ©FPG International. Additional dictionary photos by: Comstock Klips, Corbis, Corel Corporation, PhotoDisc, Inc., Steck-Vaughn Collection.

ART CREDITS

Bernard Adnet 9; Marilyn G. Barr 16-18, 47, 129; Shirley Beckes 33; Mircea Catusanu 117, 145, 192-194; Randy Chewning 65, 87, 107, 111, 209; Shelley Dieterichs 39, 61, 208; Karen Dugan 13, 106, 124-126; Cecile Duray-Bito 44-46; Allan Eitzen 15, 146-148, 198-200; Cynthia Fisher 170-172; Ruth Flanigan 55, 112-114; Rusty Fletcher 21, 59; Dara Goldman 43; John Steven Gurney 130-132; Laurie Hamilton 77; Laura Jacobsen 90-92; Susan Jaekel 53, 67, 152-154; John Kanzler 4, 102-104; Brian Lies 31, 89, 174; Ben Mahan 25, 49, 135; Erin Mauterer 84-86; Sherry Neidigh 5, 186-188; Cary Pillo 96-98, 136-138, 175; Rebecca Thornburgh 118-120, 140; Dorothy Stott 158-160.

Pronunciation key and diacritical marks copyright © 1998 by Houghton Mifflin Company. Adapted and reproduced by permission from *The American Heritage Student Dictionary*.

Steck-Vaughn Spelling: Linking Words to Meaning is a registered trademark of Steck-Vaughn Company.

ISBN 0-7398-3610-2

Copyright © 2002 Steck-Vaughn Company. All rights reserved. No part of the material protected by this copyright may be reproduced or utilized in any form or by any means, in whole or in part, without permission in writing from the copyright owner. Requests for permission should be mailed to: Copyright Permissions, Steck-Vaughn Company, P.O. Box 26015, Austin, Texas 78755.

Printed in the United States of America

16 17 18 19 20 1678 17 16 15 14 13 12 4500344795

The words *bug*, *frog*, *pond*, and *snail* are hidden on the cover. Can you find them?


Contents

Study Steps to Learn a Word . . . 6

Spelling Strategies 7

Unit 1

Lesson 1: Words with Short a	8
Spelling in Context	10
Nonfiction: "To the Rescue!"	
Language Connection: Capital Letters	13
Lesson 2: More Words with Short a	14
Spelling in Context	16
Fiction: "The Violin Lesson"	
Language Connection: Periods	19
Lesson 3: Words with Short e	20
Spelling in Context	22
Nonfiction: "Jet Travel"	
Language Connection: Sentences	25
Lesson 4: More Words with Short e	26
Spelling in Context	28
Diary Entry: "Meg's Chickens"	



Using the Spelling Table	31
Lesson 5: People Words	32
Spelling in Context	34
Nonfiction: "Classrooms of Long Ago"	
Dictionary Skills: ABC Order	37
Lesson 6: Unit 1 Review	
Lessons 1–5	38
Writer's Workshop: A Personal Narrative	41

Unit 2

Lesson 7: Words with Short i	42
Spelling in Context	44
Nonfiction: "Sail Away!"	
Language Connection: Question Marks	47
Lesson 8: More Words with Short i	48
Spelling in Context	50
Nonfiction: "Spring Changes"	
Dictionary Skills: ABC Order	53



Lesson 9: Words with Short o	54
Spelling in Context	56
Nonfiction: "You Can Make Money!"	
Language Connection: Capital Letters	59
Lesson 10: More Words with Short o	60
Spelling in Context	62
Nonfiction: "At the Supermarket"	
Dictionary Skills: Word Meanings	65
Lesson 11: Plural Words	66
Spelling in Context	68
Nonfiction: "A Life in the Circus"	
Dictionary Skills: Entry Words	71
Lesson 12: Unit 2 Review	
Lessons 7–11	72
Writer's Workshop: A Narrative	75

Unit 3

Lesson 13: Words with Short u	76
Spelling in Context	78
Nonfiction: "Day Camp—What Fun!"	
Language Connection: Action Words	81
Lesson 14: More Words with Short u	82
Spelling in Context	84
Fiction: "A Pet of Our Own"	
Language Connection: Exclamation Points	87
Lesson 15: Words with Long a	88
Spelling in Context	90
Fiction: "Alex Tate's Big Day"	
Dictionary Skills: ABC Order	93
Lesson 16: More Words with Long a	94
Spelling in Context	96
Poem: "The Letter"	
Dictionary Skills: More Than One Meaning	99
Lesson 17: Words with ed or ing	100
Spelling in Context	102
Fiction: "Rabbit and Turtle"	
Language Connection: Present and Past Tenses	105
Lesson 18: Unit 3 Review	
Lessons 13–17	106
Writer's Workshop: A Friendly Letter	109



Unit 4

Lesson 19: Words with Long e	110
Spelling in Context	112
Fiction: "Grandfather's Race"	
Language Connection: Capital Letters	115
Lesson 20: More Words with Long e	116
Spelling in Context	118
Fiction: "Lucky Penny"	
Dictionary Skills: Guide Words	121
Lesson 21: Words with Long i	122
Spelling in Context	124
Diary Entry: "Arctic Explorer"	
Language Connection: Present and Past Tenses	127
Lesson 22: More Words with Long i	128
Spelling in Context	130
Fiction: "Cloud Watching"	
Dictionary Skills: More Than One Meaning	133
Lesson 23: More Words with ed or ing	134
Spelling in Context	136
Poem: "Stop Benny's Hops!"	
Language Connection: Verb Forms	139
Lesson 24: Unit 4 Review	
Lessons 19–23	140
Writer's Workshop: A Description	143



Unit 5

Lesson 25: Words with Long o	144
Spelling in Context	146
Fiction: "Jump Rope Rose"	
Language Connection: Homophones	149
Lesson 26: More Words with Long o	150
Spelling in Context	152
Fiction: "The Goat Boat"	
Language Connection: Synonyms and Antonyms	155
Lesson 27: The Vowel Sound in book	156
Spelling in Context	158
Fiction: "The Fable of the Cookie"	
Language Connection: Abbreviations	161
Lesson 28: The Vowel Sound in zoo	162
Spelling in Context	164
Nonfiction: "A Fish Story"	
Language Connection: Nouns	167



Lesson 29: More Words with ed or ing	168
Spelling in Context	170
Fiction: "Mr. Banana's Inventions"	
Dictionary Skills: Base Words	173
Lesson 30: Unit 5 Review	
Lessons 25–29	174
Writer's Workshop: A Narrative	177

Unit 6

Lesson 31: The Vowel Sound in out	178
Spelling in Context	180
Fiction: "Drawing by Jill"	
Language Connection: Was and Were	183
Lesson 32: The Vowel Sound in saw	184
Spelling in Context	186
Fiction: "Harvey, the Pet That Wasn't"	
Using the Spelling Table	189



Lesson 33: The Vowel Sound in for	190
Spelling in Context	192
Fiction: "Rainy Day Recipe"	
Language Connection: End Marks	195
Lesson 34: The Vowel Sound in jar	196
Spelling in Context	198
Fiction: "The Star Party"	
Dictionary Skills: More Than One Meaning	201
Lesson 35: Words with er	202
Spelling in Context	204
Nonfiction: "All Kinds of Jobs"	
Dictionary Skills: ABC Order	207
Lesson 36: Unit 6 Review	
Lessons 31–35	208
Writer's Workshop: A Description	211

Commonly Misspelled Words	212
Spelling Table	213

Spelling Dictionary	214
Proofreading Marks	Inside Back Cover

Study Steps to Learn a Word

- 1 Say** the word. What consonant sounds do you hear? What vowel sounds do you hear? How many syllables do you hear?
- 2 Look** at the letters in the word. Think about how each sound is spelled. Find any spelling patterns or parts that you know. Close your eyes. Picture the word in your mind.
- 3 Spell** the word aloud.
- 4 Write** the word. Say each letter as you write it.
- 5 Check** the spelling. If you did not spell the word correctly, use the study steps again.

Use the steps on this page to study words that are hard for you.





Spelling Strategies

What can you do when you aren't sure how to spell a word?

Look in the Spelling Table to find common spellings for sounds in the word.

Think about related words. They may help you spell the word you're not sure of.

longer—long

Say the word aloud. Make sure you say it correctly. Listen to the sounds in the word. Think about letters and patterns that might spell the sounds.

Guess the spelling of the word and check it in a dictionary.

Write the word in different ways. Compare the spellings and choose the one that looks correct.

tyger tieger
tiger tigher

Draw the shape of the word to help you remember its spelling.

thing

Choose a rhyming helper and use it. A rhyming helper is a word that rhymes with the word and is spelled like it.

fell—bell

Create a memory clue to help you remember the spelling.

Cold has the word old.

Lesson 1

Words with Short a



cat

1. Beginning Short a

2. Middle Short a

van

an

after

flat

hand

cat

and

has

am

than

add

man

Say and Listen

Say each spelling word. Listen for the vowel sound you hear in **van**.

Think and Sort

The vowel sound in **van** is called short **a**. All of the spelling words have the short **a** sound. It is spelled **a**. Spell each word aloud.

Look at the letters in each word. Is the short **a** at the beginning or in the middle of the word?

1. Write the **five** spelling words that have short **a** at the beginning.
2. Write the **seven** spelling words that have short **a** in the middle.

Use the steps
on page 6 to
study words
that are hard
for you.

Spelling Patterns

The short **a** sound can be spelled **a**.

add

van

Spelling and Meaning

Clues Write the spelling word for each clue.

1. pet that meows _____
2. part of an arm _____
3. what you can do with numbers _____
4. the opposite of **before** _____
5. what a boy grows up to be _____



Letter Scramble Unscramble the letters in dark type to make a spelling word. Write the word to complete the sentence.

6. **na** I ate _____ apple.
7. **hant** His friend is older _____ he is.
8. **ahs** Rita is not here because she _____ a cold.
9. **ma** You are tall, but I _____ short.
10. **latf** The top of a table is _____.
11. **dna** Sam likes blue _____ purple.

Word Story One spelling word comes from the word **caravan**. A long time ago, a **caravan** was a covered carriage or cart. Write the spelling word that comes from **caravan**.

12. _____

Family Tree: hand Think about how the **hand** words are alike in spelling and meaning. Then add another **hand** word to the tree.




Spelling in Context

Use each spelling word once to complete the selection.


To the Rescue!

Sometimes wild animals need help. Storms destroy their home. They get sick or hurt. Their babies get lost. Wildlife rescue groups can help these animals. These groups take care of animals in special parks just for wildlife. They do even more _____¹ care for the animals, though. They also return some of them to their natural home _____² the animals are well or old enough.

What kinds of animals do wildlife rescue groups help? They help any animal in need. Most wildlife parks have raccoons _____³ birds. Some even have bobcats. A bobcat is a wild _____⁴.



Wildlife parks have trees that animals can climb. The parks also have _____
5
places where animals can walk and run.



What should you do if you see _____
6
animal in trouble? Do not try to pick up the animal. If you do, the animal may bite your _____
7
group. Your phone book _____
8
names of rescue groups you can call. A _____
9
or a woman will come to help. The worker will put the animal in a truck or a _____
10
and take it to a wildlife park. People at the park will give the animal the care it needs. You can tell them to _____
11
your name to their list of helpers.

Are you ready to become a rescue helper? If you are, say,
“I _____!”
12

van
an
after
flat
hand
cat
and
has
am
than
add
man



Spelling and Writing

van
an
after
flat
hand
cat
and
has
am
than
add
man

Write to the Point

Write sentences about one of the animals at a wildlife park or a zoo. Tell what it looks like and other things you know about it. Try to use spelling words from this lesson in your writing.



Use the strategies on page 7 when you are not sure how to spell a word.

Proofreading

Proofread the report below. Use proofreading marks to correct four spelling mistakes, one capitalization mistake, and one punctuation mistake.

Proofreading Marks

- spell correctly
- ≡ capitalize
- ⊙ add period

Science Field Trip

Monday, October 3

1. Where did you go?

we went to Lance Wildlife Park.

2. What did you see?

A mann held a baby bottle in his handd.

He fed a baby tiger We saw ane alligator swim.

3. What did you like best?


I liked the elephant best. I ammm glad we went.

**Lance
Wildlife
Park**

Language Connection

Capital Letters Use a capital letter to begin the first word of a sentence.

My cat climbs trees all the time.



Choose the correct word in dark type to complete each sentence. Then write the sentence correctly. Remember to begin the sentence with a capital letter.

1. my (**cat**, **and**) is stuck in a tree.

2. a (**flat**, **man**) comes to help.

3. he (**hand**, **has**) a ladder.

4. she jumps down (**after**, **and**) runs home.

★ Challenge Yourself

What do you think each Challenge Word means? Check the Spelling Dictionary to see if you are right. Then use the Challenge Words to write sentences on separate paper.

Challenge Words

active

blank

habit

5. Monkeys and kangaroos are **active** animals.
6. Erase your answer and leave the box **blank**.
7. Brushing your teeth is a good **habit**.

Lesson 2

More Words with Short a



catch

1. Beginning Short a

2. Middle Short a

catch

fast

matter

have

land

that

back

last

thank

ask

sang

black

Say and Listen

Say each spelling word. Listen for the short a sound.

Think and Sort

All of the spelling words have the short a sound. It is spelled a. Spell each word aloud.

Look at the letters in each spelling word. Is the short a at the beginning or in the middle of the word?

1. Write the **one** word that has short a at the beginning.

2. Write the **eleven** words that have short a in the middle. One word has an e at the end, but the e is silent. Circle the word.

Use the steps on page 6 to study words that are hard for you.

Spelling Patterns

The short a sound can be spelled a.

ask

back

have

Spelling and Meaning

Word Groups Write the spelling word that belongs in each group.

1. danced, acted, _____
2. sea, sky, _____
3. orange, yellow, _____
4. throw, hit, _____
5. quick, swift, _____
6. had, has, _____

Rhymes Write the spelling word that completes each sentence and rhymes with the underlined word.

7. Why did Dee _____ for that silly mask?
8. Hector wanted to _____ me for the piggy bank.
9. What is the _____ with the pancake batter?
10. Ming ran around the track and _____ home.
11. What is the name of _____ cat?



Word Story Long ago one of the spelling words was spelled **latost**. It meant "latest." Now it means "coming at the end." It has a different spelling, too. Write the word.

12. _____

Family Tree: thank Think about how the **thank** words are alike in spelling and meaning. Then add another **thank** word to the tree.



Spelling in Context


Use each spelling word once to complete the story.

The Violin Lesson



Ann's mother said she would be _____¹ at two o'clock. Ann picked up her violin case and got out of the car. "It doesn't _____² if you're late," she said. "I have a lot of practicing to do."

Ann watched her mother drive off. It was a beautiful spring day. Children were playing _____³ and tag at the park. A bird _____⁴ above her head. Ann watched the bird _____⁵ near the feet of a girl. The girl was older than Ann. She was carrying a _____⁶ violin case.



"Hi!" Ann called. "I _____⁷ never seen you here before. My name is Ann. I've been taking lessons from Mr. Crabbe each week for the _____⁸ six months."

"I start today," the tall girl said.

"Well, let me tell you about Mr. Crabbe. He'll want you to practice a lot! I practice every day. At first I could only play slow songs. Now I can even play some really _____⁹ ones. I have Mr. Crabbe to _____¹⁰ for being a good player. He's a very good teacher."

The tall girl smiled. "Do you know who I am?" she asked Ann.

"No, I don't," Ann said. She hadn't thought to _____¹¹ the girl's name.

"I'm Tina Crabbe. Mr. Crabbe is my grandfather," Tina said. "Thank you for saying _____¹² he's a good teacher."

Ann smiled. She said good-bye and went inside for her lesson with Mr. Crabbe.

catch

fast

matter

have

land

that

back

last

thank

ask

sang


black

Spelling and Writing

catch
fast
matter
have
land
that
back
last
thank
ask
sang
black

Write to the Point

Ann plays the violin. What kind of musical instrument do you like? Write sentences about the instrument. Tell what you know about it and why you like it. Try to use spelling words from this lesson in your sentences.



Use the strategies on page 7 when you are not sure how to spell a word.

Proofreading

Proofread the e-mail below. Use proofreading marks to correct four spelling mistakes, one capitalization mistake, and one punctuation mistake.

Proofreading Marks

- spell correctly
- ≡ capitalize
- ⊙ add period

e-mail

Address Book Attachment Check Spelling Send Save Draft Cancel


Sidney,

Do you know where I can cach bus 145?

Thet bus will take me to my piano lesson. I love to play. Laste week I learned a new song. my teacher will aske me to play it

Maybe I will play it for you, too.

Max



Language Connection

Periods Use a period at the end of a sentence that tells something.

Camels live in the desert.

Choose the word from the boxes that completes each sentence. Then write the sentence correctly. Remember to put a period at the end.

fast

back

land

have

1. A camel can carry people on its _____

2. Some camels _____ one hump

3. Camels can run _____

4. They run across dry _____

★ Challenge Yourself

Use the Spelling Dictionary to answer these questions. Then use the Challenge Words to write sentences on separate paper.

Challenge Words

napkin

craft

cannon

5. Does a potter have a **craft**? _____

6. Do people use a **napkin** to clean their hands after a meal?

7. Would you find a **cannon** in your kitchen? _____

Lesson 3

Words with Short e



jet

1. e Words

ten

when

bed

shelf

jet

yes

said

went

kept

says

next

end

2. ay Word

3. ai Word

Say and Listen

Say each spelling word. Listen for the vowel sound you hear in **ten**.

Think and Sort

The vowel sound in **ten** is called short **e**. All of the spelling words have the short **e** sound. Spell each word aloud.

Look at the letters in each word. Think about how short **e** is spelled.

1. Write the **ten** spelling words that have short **e** spelled **e**.
2. Write the **one** spelling word that has short **e** spelled **ay**.
3. Write the **one** spelling word that has short **e** spelled **ai**.

Use the steps on page 6 to study words that are hard for you.

Spelling Patterns

The short **e** sound can be spelled **e**, **ay**, or **ai**.

e
ten

ay
says


ai
said


Spelling and Meaning

Word Math Add and subtract letters and picture names.


Write each spelling word.

1. b +  - sl = _____

2. sh +  = _____

3. w +  = _____

4.  - am + et = _____

5.  - p + d = _____

Word Groups Write the spelling word that belongs in each group.

6. near, beside, _____

7. told, asked, _____

8. saved, stored, _____

9. eight, nine, _____

10. no, maybe, _____

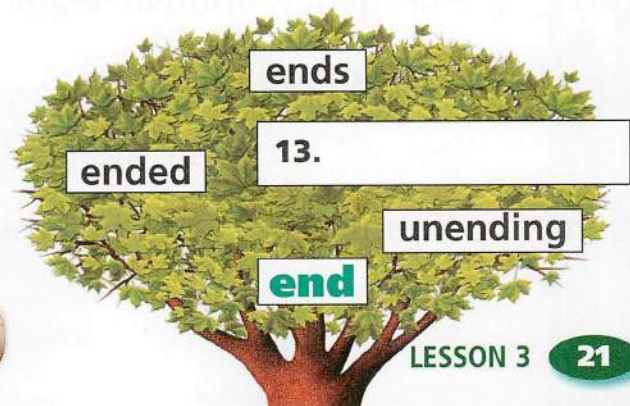
11. tells, asks, _____



Word Story Long ago one of the spelling words was spelled **wente**. It meant "did go." Its meaning hasn't changed, but its spelling has. Write the spelling that we use today.

12. _____

Family Tree: end Think about how the **end** words are alike in spelling and meaning. Then add another **end** word to the tree.



Spelling in Context

Use each spelling word once to complete the selection.

Jet Travel

Long ago, travel could take days or weeks. When people needed to go far away, they usually _____₁ on trains and ships. Over the years, travel _____₂ getting faster and faster. Today people can fly from one place to another on a _____₃.

What do you do _____₄ you travel on a jet? The first thing you do is find your seat. A jet has many rows of seats. Some seats are _____₅ to windows.

You might need to store things that you have with you. A closed-in _____₆ hangs above each row of seats. People put things such as coats and small bags on the shelf.

Next, put on your seat belt and get ready for the trip. Someone will tell about safety. Listen carefully. What that person _____₇ is important. In case of an emergency, you will want to remember what the person showed you and _____₈ to do.

You will also hear the pilot speak. The pilot will tell about the weather and the flight.



Someone might ask if you would like something to eat or drink. If you say _____₉_____, you will get a snack or a meal. You might want to rest or sleep. A flight across the sea can last nine or _____₁₀_____ hours—or more. Many people try to sleep on long trips. The seat leans back. It is almost as if you are lying in a _____₁₁_____.

At the _____₁₂_____ of the trip, the pilot will speak again. He or she will tell about the landing. The pilot and crew will also thank you for flying with them. They look forward to seeing you on your next trip!

ten
when
bed
shelf
jet
yes
said
went
kept
says
next
end



Spelling and Writing

ten
when
bed
shelf
jet
yes
said
went
kept
says
next
end

Write to the Point

You have read about plane travel. Now write about another way to travel. You may want to tell about traveling by bus, train, or car. Try to use spelling words from this lesson in your writing.



Use the strategies on page 7 when you are not sure how to spell a word.

Proofreading

Proofread the postcard below. Use proofreading marks to correct four spelling mistakes, one capitalization mistake, and one punctuation mistake.

Proofreading Marks

- spell correctly
- ≡ capitalize
- ⊙ add period

Dear Lan,

We wint on a train trip When the train turned a big corner, we saw the train car at the very ende! I slept in the top bed. ted slept in the bottom one. He sayd the sounds kept him awake. I slept great. I want you to come with us naxt time.

Love,
Fern



Lan Chin
12 Ventura Dr.
Cleveland, OH
44108

Language Connection


Sentences A sentence begins with a capital letter and ends with a period or other end mark. Unscramble each sentence and write it correctly.

1. ten cats my friend has

2. hid they under the bed

3. on a shelf they sat

4. they toy played jet with a



★ Challenge Yourself

What do you think each Challenge Word means? Check the Spelling Dictionary to see if you are right. Then use the Challenge Words to write sentences on separate paper.

Challenge Words

melon
pedal
method

5. The best **method** of brushing your teeth is brushing in circles.
6. My favorite fruit at the picnic was the **melon**.
7. My sister's bike needs a new **pedal**.

Lesson 4

More Words with Short e



bell

1. e Words

best
well
any
seven
many
dress
desk
rest
bell
send
help
egg

2. a Words

Say and Listen

Say each spelling word. Listen for the short e sound.

Think and Sort

All of the spelling words have the short e sound. Spell each word aloud.

Look at the letters in each word. Think about how short e is spelled. How many spellings for short e do you see?

1. Write the **ten** spelling words that have short e spelled e.
2. Write the **two** spelling words that have short e spelled a.

Use the steps on page 6 to study words that are hard for you.

Spelling Patterns

The short e sound can be spelled e or a.

e
desk

a
any

Spelling and Meaning

Word Groups Write the spelling word that belongs in each group.

1. five, six, _____
2. several, lots, _____
3. table, chair, _____
4. good, better, _____
5. one, every, _____
6. good, fine, _____



What's Missing? Write the missing spelling word.

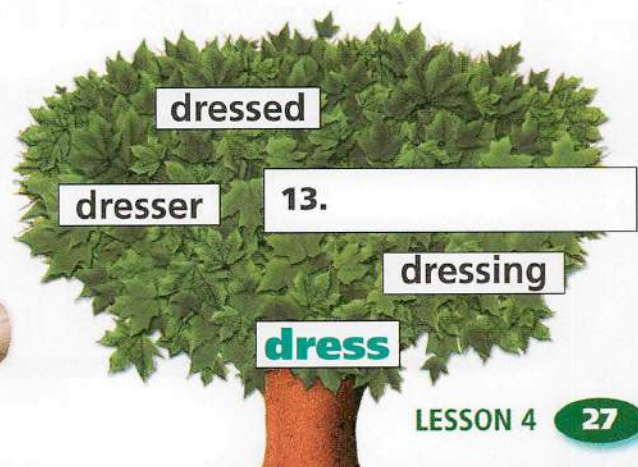
7. the chicken and the _____
8. ring the _____
9. _____ an e-mail
10. _____ when you're tired
11. a woman's _____



Word Story One of the spelling words comes from an old word that was spelled **hjalpa**. Then the spelling was changed to **helpen**. Write the spelling that we use today.

12. _____

Family Tree: dress Think about how the **dress** words are alike in spelling and meaning. Then add another **dress** word to the tree.



Spelling in Context

Use each spelling word once to complete the selection.

Meg's Chickens

October 20

Dear Diary,

Today is my birthday. Tonight will be special. My family and I will have a party. We will have birthday cake and ice cream. I will wear my best _____₁.

School was really special today. Last week Grandpa said he would _____₂ me a surprise. He sent me eight eggs to take to class. Everyone wanted to see baby chicks being born. The eggs hatched today. What a surprise that was!

My _____₃ is right by the eggs. Right after the _____₄ for lunch rang, I looked in the box. I saw that one _____₅ was beginning to crack.

Everyone ran to see the new chick. One by one, the other _____₆ eggs began to crack. Soon we could see all the babies. Then my friend Riley said, "I've never seen _____₇ chickens like those before!"

"Where did you get the eggs?" my teacher asked.


“My grandfather gave them to me,” I said.

“He wants to _____₈ me learn about the animals on his farm.”

My teacher laughed. “He likes to play jokes, too,” she said. The _____₉ of the class also laughed. Not _____₁₀ things surprise me. But the eight tiny turtles crawling around in the box sure did!

When I left school, all the baby turtles were doing _____₁₁. Everyone calls them Meg’s chickens. Grandpa gave me the _____₁₂ birthday surprise ever!

best
well
any
seven
many
dress
desk
rest
bell
send
help
egg




Spelling and Writing

best
well
any
seven
many
dress
desk
rest
bell
send
help
egg

Write to the Point

Meg wrote about her special day in her diary. Start your own diary. Write three or four sentences about a special day you have had. Begin with "Dear Diary." Try to use spelling words from this lesson in your sentences.



Use the strategies on page 7 when you are not sure how to spell a word.

Proofreading

Proofread the diary page below. Use proofreading marks to correct four spelling mistakes, one capitalization mistake, and one punctuation mistake.

Proofreading Marks

- spell correctly
- ≡ capitalize
- ? add question mark

Dear Diary,

What will I do with so meny baby turtles Grandfather can take sevan. Riley says she does not want eny. I asked Mom if I could keep just one. that is the bist idea. She says I can. I will take good care of my baby turtle. That's all for today.

Using the Spelling Table

A spelling table can help you find a word in a dictionary. It shows different spellings for a sound. Suppose you are not sure how to spell the last sound in **pick**. Is it **c**, **k**, **ch**, or **ck**? First, find the sound and the example words in the table. Then read the first spelling for the sound and look up **pic** in the dictionary. Look for each spelling in the dictionary until you find the correct one.

Sound	Example Words	Spellings
k	can, keep, school, sick	c k ch ck

Use the Spelling Table on page 213 and the Spelling Dictionary to write the missing letters in the picture names.



_____ ity



bla _____



_____ ale



s _____ ool



mou _____ e



sn _____ l

★ Challenge Yourself

Decide which Challenge Word fits each clue. Check the Spelling Dictionary to see if you are right. Then use the Challenge Words to write sentences on separate paper.

Challenge Words

beggar

tread

memory


7. A good one will help you in school. _____

8. This is someone who begs. _____

9. When you walk on something, you do this. _____

Lesson 5

People Words



girls

1. Three Letters

2. More Than Three Letters

had
class
him
you
children
boys
our
girls
the
them
her
child

Say and Listen

Say the spelling words. Listen to the sounds in each word.

Think and Sort

Look at the letters in each word. Think about how each sound in the word is spelled. Spell each word aloud.

1. Write the **six** spelling words that have three letters.
2. Write the **six** spelling words that have more than three letters.

Use the steps
on page 6 to
study words
that are hard
for you.

Three Letters

him


More Than Three Letters

boys
child
children

Spelling and Meaning

Letter Scramble Unscramble the letters in dark type to make a spelling word. Write the word to complete the sentence.

1. **hmet** The lions have their cubs with _____.
2. **reh** That is _____ new dress.
3. **hte** I saw a baby bird at _____ park.
4. **lascs** My _____ went to the zoo.
5. **cdlnerhi** Young people are called _____.
6. **lihdc** The little _____ had a toy boat.
7. **rou** Four people will fit in _____ car.



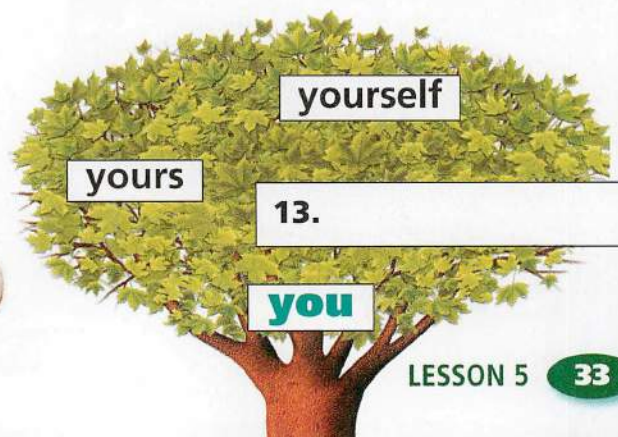
Rhymes Write the spelling word that completes each sentence and rhymes with the underlined word.

8. Do you know what Dad _____?
9. Those two _____ have lots of toys.
10. Happy birthday to _____!
11. Did you see _____ swim?

Word Story One spelling word comes from the old word **gyrle**. Long ago **gyrle** meant "child." The spelling word names one kind of children. Write the spelling word.

12. _____

Family Tree: you Think about how the **you** words are alike in spelling and meaning. Then add another **you** word to the tree.



Spelling in Context

Use each spelling word once to complete the selection.

Classrooms of Long Ago

Look around your classroom. How many students do you see? Is each _____¹ about _____² same age? Today _____³ idea of school is a building with many classrooms. All the students in each _____⁴ are close to the same age. It was not this way long ago. Back then, _____⁵ of many ages learned together. Students studied in a one-room school. What was school like for _____⁶?

Students often began the school day with greetings. The _____⁷ often bowed to the teacher. The _____⁸ often curtsied.

Students worked hard at their lessons. They learned to read and to do math. They learned facts and said them over and over. They learned to write neatly. Few students _____⁹ pen and paper.



They wrote on thin, flat stones called slates.

They also used pencils made from slate.

At the end of the school day, there were jobs to do. The teacher often asked students to help

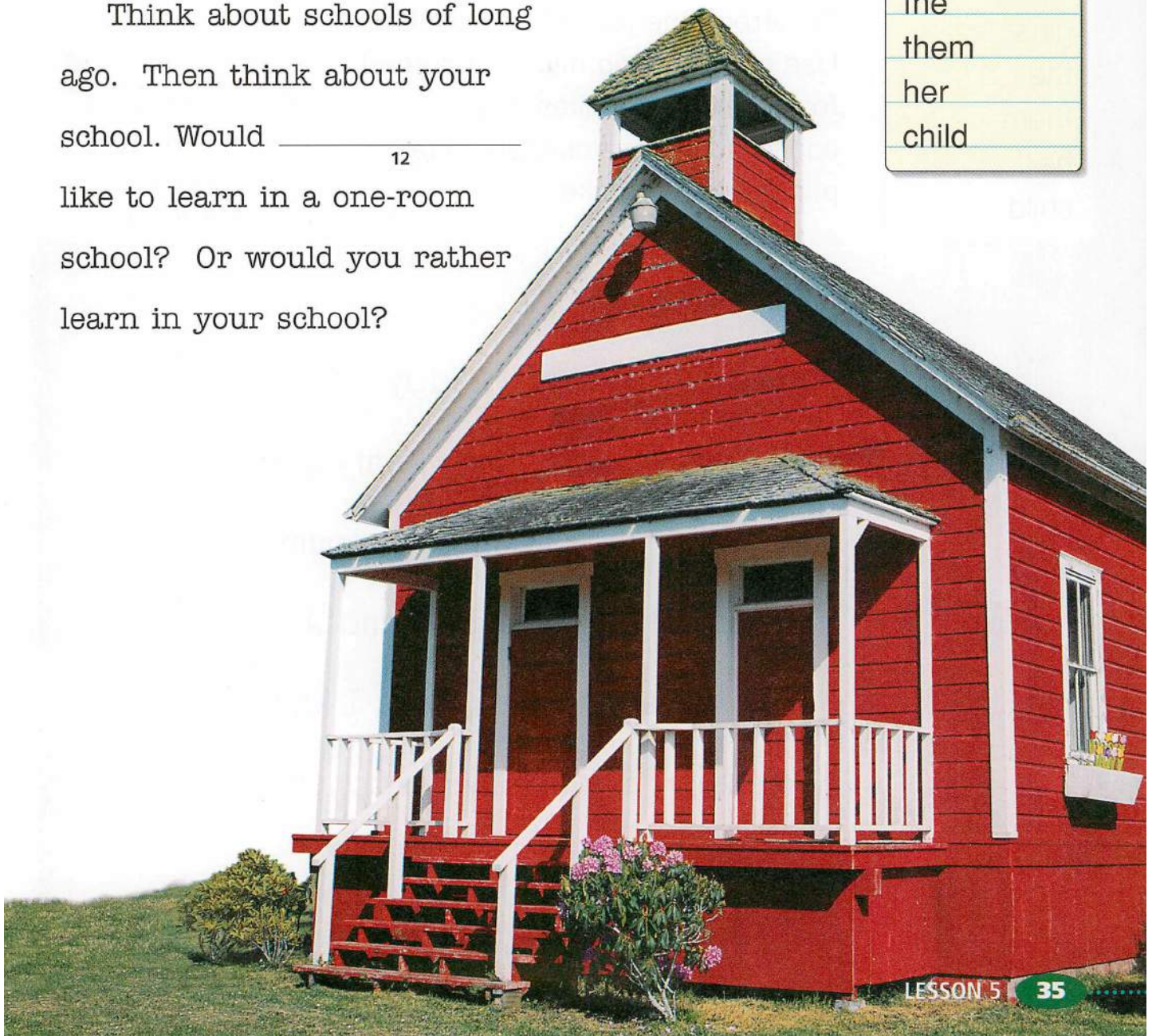
_____ ¹⁰ or _____ ¹¹. Students

sometimes wiped the blackboards. They brought in wood for the next day's fire.

Think about schools of long ago. Then think about your school. Would _____ ¹²

like to learn in a one-room school? Or would you rather learn in your school?

had
class
him
you
children
boys
our
girls
the
them
her
child



Spelling and Writing

had
class
him
you
children
boys
our
girls
the
them
her
child

Write to the Point

What does your class do every day? Write sentences that tell about the things you do at school. Try to use spelling words from this lesson in your sentences.



Use the strategies on page 7 when you are not sure how to spell a word.

Proofreading

Proofread the journal page below. Use proofreading marks to correct four spelling mistakes, one capitalization mistake, and one punctuation mistake.

Proofreading Marks

- spell correctly
- ≡ capitalize
- ⊙ add period

September 2

Today was my first day at Pine School.
I had fun. My clas has twenty childrin.
There are three new gurls, counting me
I played tag with Ellie and Adam at
recess. when the bell rang, I knew I had
made new friends. Owr teacher seems
nice, too!

Dictionary Skills

ABC Order Look at the Spelling Dictionary. The first word is **active**. The last word is **zoo**. The words in a dictionary are in ABC order. This order is also called alphabetical order.

Write the missing letters in the alphabet.

a c d f i j k m

n p q t u v x y

Write these words in alphabetical order.

them

boys

him

you

class

girls

1. _____

2. _____

3. _____

4. _____

5. _____

6. _____

★ Challenge Yourself

Write the Challenge Word for each clue.
Check the Spelling Dictionary to see if you are right. Then use the Challenge Words to write sentences on separate paper.

Challenge Words

pupil
classmate
buddy

7. This is a word for a close friend. _____

8. This is a student or a part of the eye. _____

9. This names someone in your class. _____

Lesson 6

Unit 1 Review Lessons 1–5

Use the steps
on page 6 to
study words
that are hard
for you.

1 am
after
than
hand

Words with Short a

Write the spelling word that completes each sentence.

1. Look at the shell in my _____.
2. I _____ going
to have strawberry jam.
3. What did they want to do
_____ the show?
4. I ran faster _____
James did.



2 ask
have
catch
that

More Words with Short a

Unscramble the letters in dark type to make a spelling word. Then write the word to complete the sentence.

5. **hatt** Is _____ your puppy?
6. **ska** Let's _____ them to come
with us.
7. **avhe** Did you _____ fun
at the pool?
8. **tchac** I can _____
a football.

