

**STUDENT BOOK with AUDIO HIGHLIGHTS**

includes  
**TWO**  
**CDs**

# **SIDE** *by* **SIDE**

**THIRD EDITION**

**BOOK**  
**1**



Steven J. Molinsky  
Bill Bliss



PEARSON  
Longman



# SIDE by SIDE

THIRD EDITION

## Book 1 Audio Highlights

### TRACK PAGE ACTIVITY

#### CD 1A

#### 1 Introduction

#### Chapter 1

- 2 P. 2 Model Conversation
- 3 P. 4 Reading

#### Chapter 2

- 4 P. 9 Model Conversations
- 5 P. 11 Model Conversations
- 6 P. 12 Model Conversations
- 7 P. 13 Reading
- 8 P. 15 Reading

#### Chapter 3

- 9 P. 18 Model Conversations
- 10 P. 20 Model Conversation
- 11 P. 22 Reading

#### Gazette 1

- 12 P. 25 Global Exchange
- 13 P. 25 Build Your Vocabulary!
- 14 P. 26 Around the World
- 15 P. 26 Listening

#### Chapter 4

- 16 P. 28 Model Conversations
- 17 P. 29 Model Conversation
- 18 P. 32 Reading

#### Chapter 5

- 19 P. 36 Model Conversation
- 20 P. 38 Model Conversations
- 21 P. 40 Models
- 22 P. 41 Model Conversation
- 23 P. 42 Reading

#### Chapter 6

- 24 P. 46 Model Conversation
- 25 P. 49 Reading
- 26 P. 50 Reading

#### Gazette 2

- 27 P. 53 Feature Article
- 28 P. 53 Build Your Vocabulary!
- 29 P. 54 Listening
- 30 P. 54 Around the World
- 31 P. 54 Global Exchange

#### Chapter 7

- 32 P. 56 Model Conversations
- 33 P. 57 Model Conversation
- 34 P. 58 On Your Own
- 35 P. 59 Model Conversations
- 36 P. 60 Model Conversation
- 37 P. 63 Reading
- 38 P. 64 Reading

### TRACK PAGE ACTIVITY

#### Chapter 8

- 39 P. 69 Model Conversations
- 40 P. 70 Model Conversation
- 41 P. 71 Model Conversation
- 42 P. 72 Reading
- 43 P. 73 Model Conversations
- 44 P. 74 Model Conversations
- 45 P. 75 Reading

#### Gazette 3

- 46 P. 77 Feature Article
- 47 P. 77 Listening
- 48 P. 77 Build Your Vocabulary!
- 49 P. 78 Around the World
- 50 P. 78 Global Exchange

#### CD 1B

#### 1 Introduction

#### Chapter 9

- 2 P. 80 Model Conversation
- 3 P. 81 Model Conversation
- 4 P. 82 Talk About It!
- 5 P. 83 Reading

#### Chapter 10

- 6 P. 88 Stanley's International Restaurant
- 7 P. 88 Model Conversation 1
- 8 P. 88 Model Conversation 2
- 9 P. 88 Model Conversation 3
- 10 P. 89 Model Conversation 1
- 11 P. 89 Model Conversation 2
- 12 P. 89 Model Conversation 3
- 13 P. 92 Reading
- 14 P. 94 Reading

#### Gazette 4

- 15 P. 97 Feature Article
- 16 P. 97 Build Your Vocabulary!
- 17 P. 98 Around the World
- 18 P. 98 Global Exchange
- 19 P. 98 Listening

#### Chapter 11

- 20 P. 100 Model Conversation
- 21 P. 101 Model Conversation
- 22 P. 102 Model Conversation
- 23 P. 104 Reading

#### Chapter 12

- 24 P. 108 Model Conversations
- 25 P. 110 Model Conversation
- 26 P. 112 Reading
- 27 P. 113 Reading

### TRACK PAGE ACTIVITY

#### Gazette 5

- 28 P. 115 Feature Article
- 29 P. 115 Listening
- 30 P. 115 Build Your Vocabulary!
- 31 P. 116 Around the World
- 32 P. 116 Global Exchange

#### Chapter 13

- 33 P. 118 Model Conversation
- 34 P. 119 Model Conversation
- 35 P. 120 Reading
- 36 P. 122 Model Conversations
- 37 P. 124 Reading

#### Chapter 14

- 38 P. 128 Model Conversation
- 39 P. 129 Model Conversation
- 40 P. 130 Model Conversations
- 41 P. 132 Reading
- 42 P. 133 Model Conversation
- 43 P. 134 Model Conversation
- 44 P. 136 Reading

#### Gazette 6

- 45 P. 139 Feature Article
- 46 P. 139 Build Your Vocabulary!
- 47 P. 140 Around the World
- 48 P. 140 Listening
- 49 P. 140 Global Exchange

#### Chapter 15

- 50 P. 142 Model Conversation
- 51 P. 143 Model Conversation
- 52 P. 144 Model Conversation
- 53 P. 146 Reading

#### Chapter 16

- 54 P. 150 Model Conversation
- 55 P. 151 Model Conversation
- 56 P. 154 Reading

#### Chapter 17

- 57 P. 158 Model
- 58 P. 159 Model
- 59 P. 160 Model Conversation
- 60 P. 161 Model Conversations
- 61 P. 162 Reading

#### Gazette 7

- 62 P. 165 Feature Article
- 63 P. 165 Listening
- 64 P. 165 Build Your Vocabulary!
- 65 P. 166 Around the World
- 66 P. 166 Global Exchange

# SIDE by SIDE

THIRD EDITION

BOOK  
1



Steven J. Molinsky  
Bill Bliss



*Illustrated by*

Richard E. Hill



## Side by Side, 3rd edition Student Book 1

Copyright © 2001 by Prentice Hall Regents

Addison Wesley Longman, Inc.

A Pearson Education Company.

All rights reserved.

No part of this publication may be reproduced,  
stored in a retrieval system, or transmitted  
in any form or by any means, electronic, mechanical,  
photocopying, recording, or otherwise,  
without the prior permission of the publisher.

Pearson Education, 10 Bank Street, White Plains, NY 10606

Vice president, director of publishing: *Allen Ascher*

Editorial manager: *Pam Fishman*

Vice president, director of design and production: *Rhea Banker*

Associate director of electronic production: *Aliza Greenblatt*

Production manager: *Ray Keating*

Director of manufacturing: *Patrice Fraccio*

Digital layout specialist: *Wendy Wolf*

Associate art director: *Elizabeth Carlson*

Interior design: *Elizabeth Carlson, Wendy Wolf*

Cover design: *Elizabeth Carlson*

Contributing *Side by Side* Gazette authors: *Laura English, Meredith Westfall*

Photo credits: p. 25, Walter Hodges/Corbis; p. 26, (top, left) Rhoda Sidney/Stock Boston, (top, right) Stuart Cohen/The Image Works, (bottom, left) Will & Deni McIntyre/Tony Stone Images, NY, (bottom, right) Ariel Skelley/The Stock Market; p. 54, (top) Spencer Grant/Liaison Agency, Inc., (bottom) Bachmann/The Image Works; p. 77, (center) Liane Enkelis/Stock Boston, (left) Bill Horsman/Stock Boston, (right) Robert Nickelsberg/Liaison Agency, Inc.; p. 78, (top) John Coletti/Stock Boston, (second from top) Torleif Svensson/The Stock Market, (second from bottom) Rick Smolan/Stock Boston, (bottom) Monika Graff/Stock Boston; p. 98 (top) Randi Anglin/The Image Works, (second from top) David S. Robbins/Tony Stone Images, NY, (second from bottom) Richemond/The Image Works, (bottom) Tony Stone Images, NY; p. 115, Starr/Stock Boston; p. 116, (top left) Topham/The Image Works, (bottom, left) Paolo Negri/Tony Stone Images, NY, (center) G. Salomone, Granata Press/The Image Works, (right) T & D McCarthy/The Stock Market; p. 140, (top) John Coletti/Stock Boston, (center) Index Stock Photography, (bottom) David Simson/Stock Boston; p. 165, (bottom, right) Eric Sander/Liaison Agency, Inc., (top) Jeff Greenberg/The Image Works, (bottom, left) Lee Snider/The Image Works; p. 166, (top, left) Jeff Greenberg/The Image Works, (top, center) Owen Franken/Corbis, (top, right) David Young-Wolff/Tony Stone Images, NY, (bottom, left) Frank Siteman/Omni-Photo Communications, Inc., (bottom, center) Willie L. Hill/The Image Works, (bottom, right) David Young-Wolff/PhotoEdit.

The authors gratefully acknowledge the contribution of Tina Carver in the development of the original *Side by Side* program.

### Library of Congress Cataloging-in-Publication Data

Molinsky, Steven J.

Side by side / Steven J. Molinsky, Bill Bliss,

p. cm.

1. English language—Conversation and phrase books. 2. English language—Textbooks for foreign speakers. I. Bliss, Bill. II. Title.

PE1131.M576 2000

428.3'4—dc21

00-044990

ISBN 0-13-026744-9 (Regular Edition)

18 19 20 21 22 23 – RRD – 13 12 11 10 09 08

ISBN 0-13-111959-1 (Regular Edition with Audio Highlights)

13 14 15 16 17 – RRD – 13 12 11 10 09 08

ISBN 0-13-183934-9 (International Edition)

13 14 15 16 17 – RRD – 13 12 11 10 09 08

Printed in the United States of America

# CONTENTS

<b>1</b>	<b>To Be: Introduction</b>	1	<b>8</b>	<b>Singular/Plural Adjectives</b>	67
	Personal Information			<b>This/That/These/Those</b>	
	Meeting People			Clothing	
<b>2</b>	<b>To Be + Location</b>	7		Colors	
	<b>Subject Pronouns</b>			Shopping for Clothing	
	Classroom Objects		<b>SIDE by SIDE Gazette</b>		77
	Rooms in the Home				
	Cities and Nationalities		<b>9</b>	<b>Simple Present Tense</b>	79
	Places Around Town			Languages and Nationalities	
<b>3</b>	<b>Present Continuous Tense</b>	17		Everyday Activities	
	Everyday Activities		<b>10</b>	<b>Simple Present Tense: Yes/No Questions</b>	
<b>SIDE by SIDE Gazette</b>		25		<b>Negatives</b>	
				<b>Short Answers</b>	87
<b>4</b>	<b>To Be: Short Answers</b>	27		Habitual Actions	
	<b>Possessive Adjectives</b>			People's Interests and Activities	
	Everyday Activities		<b>SIDE by SIDE Gazette</b>		97
<b>5</b>	<b>To Be:</b>				
	<b>Yes/No Questions</b>		<b>11</b>	<b>Object Pronouns</b>	
	<b>Short Answers</b>			<b>Simple Present Tense:</b>	
	<b>Adjectives</b>			<b>s vs. non-s Endings</b>	
	<b>Possessive Nouns</b>	35		<b>Have/Has</b>	
	Describing People and Things			<b>Adverbs of Frequency</b>	99
	Weather			Describing Frequency of Actions	
<b>6</b>	<b>To Be: Review</b>			Describing People	
	<b>Present Continuous Tense:</b>		<b>12</b>	<b>Contrast: Simple Present and</b>	
	<b>Review</b>			<b>Present Continuous Tenses</b>	107
	<b>Prepositions of Location</b>	45		<b>Adjectives</b>	
	Family Members			Feelings and Emotions	
	Describing Activities and Events			Describing Usual and Unusual Activities	
<b>SIDE by SIDE Gazette</b>		53	<b>SIDE by SIDE Gazette</b>		115
<b>7</b>	<b>Prepositions</b>				
	<b>There Is/There Are</b>				
	<b>Singular/Plural: Introduction</b>	55			
	Places Around Town				
	Locating Places				
	Describing Neighborhoods				
	Describing Apartments				



<b>13</b>	<b>Can Have to</b>	<b>117</b>
	Expressing Ability	
	Occupations	
	Looking for a Job	
	Expressing Obligation	
	Invitations	

<b>14</b>	<b>Future: Going to Time Expressions Want to</b>	<b>127</b>
	Describing Future Plans and Intentions	
	Expressing Wants	
	Weather Forecasts	
	Telling Time	
	Making Predictions	

## **SIDE by SIDE Gazette** 139

<b>15</b>	<b>Past Tense: Regular Verbs Introduction to Irregular Verbs</b>	<b>141</b>
	Past Actions and Activities	
	Ailments	
	Describing an Event	
	Making a Doctor's Appointment	

<b>16</b>	<b>Past Tense: Yes/No Questions Short Answers WH-Questions More Irregular Verbs Time Expressions</b>	<b>149</b>
	Reporting Past Actions and Activities	
	Giving Reasons	
	Giving Excuses	

<b>17</b>	<b>To Be: Past Tense</b>	<b>157</b>
	Television Commercials	
	Describing Physical States and Emotions	
	Telling About the Past	
	Biographies and Autobiographies	

## **SIDE by SIDE Gazette** 165

## **APPENDIX**

Listening Scripts	167
Thematic Glossary	171
Cardinal Numbers	172
Irregular Verbs: Past Tense	172

## **INDEX** 172

## **How to Say It! (Communication Strategies)**

Meeting People	3
Greeting People	13
Checking Understanding	21
Attracting Someone's Attention	30
Calling Someone You Know on the Telephone	40
Introducing People	51
Expressing Gratitude	57
Complimenting	74
Hesitating	84
Starting a Conversation	95
Reacting to Information	103
Reacting to Bad News	111
Apologizing	123
Asking the Time	135
Saying How You Feel	142
Giving an Excuse	153
Recommending Products	159

## **Pronunciation**

Linked Sounds	6
Reduced <i>and</i>	16
Reduced <i>What are</i> & <i>Where are</i>	24
Deleted <i>h</i>	34
Yes/No Questions with <i>or</i>	44
Stressed and Unstressed Words	52
Rising Intonation to Check Understanding	66
Emphasized Words	76
Blending with <i>does</i>	86
Reduced <i>of</i>	96
Deleted <i>h</i>	106
Reduced <i>to</i>	114
<i>Can</i> & <i>Can't</i>	126
<i>Going to</i> & <i>Want to</i>	137
Past Tense Endings	148
<i>Did you</i>	156
Intonation of Yes/No Questions and WH-Questions	164

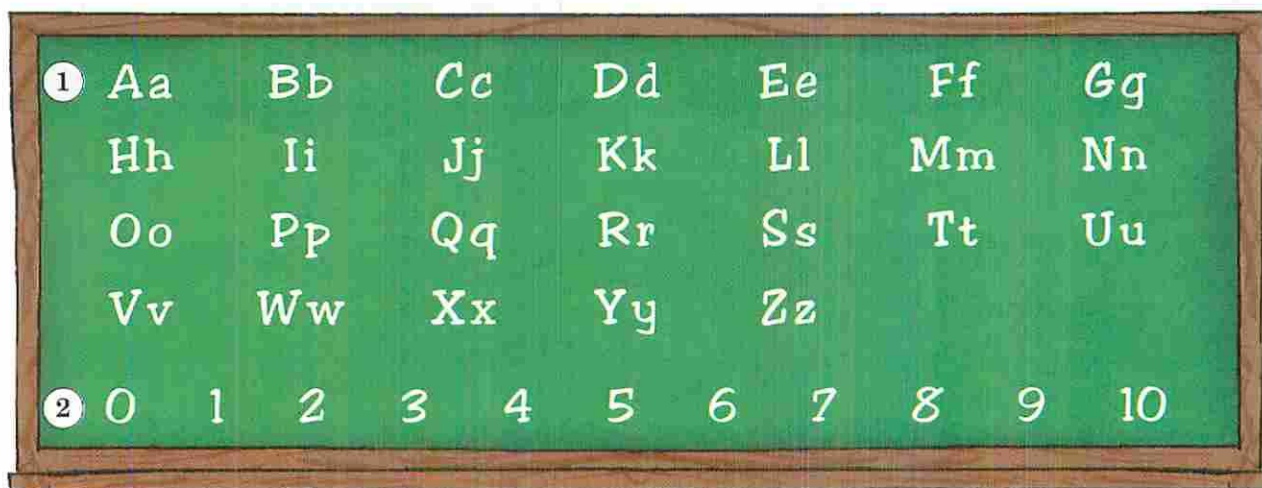


## To Be: Introduction

• Personal Information

• Meeting People

### VOCABULARY PREVIEW



1. alphabet

2. numbers



3. name



4. address



5. telephone number  
phone number




## READING

### WHAT'S YOUR NAME?



My name is David Carter. I'm American. I'm from San Francisco.



My name is Mrs. Grant. My phone number is 549-2376.




My name is Ms. Martinez. My telephone number is (213) 694-5555. My fax number is (213) 694-5557.



My name is Peter Black. My address is 378 Main Street, Waterville, Florida. My license number is 921DCG.



My name is Susan Miller. My apartment number is 4-B.



My name is Mr. Santini. My e-mail address is TeacherJoe@worldnet.com.\*



My name is William Chen. My address is 294 River Street, Brooklyn, New York. My telephone number is 469-7750. My social security number is 044-35-9862.

\* "TeacherJoe at worldnet-dot-com"



## ✓ READING CHECK-UP

### MATCH

- |                               |                            |
|-------------------------------|----------------------------|
| ___ 1. name                   | a. 549-2376                |
| ___ 2. address                | b. 4-B                     |
| ___ 3. phone number           | c. TeacherJoe@worldnet.com |
| ___ 4. apartment number       | d. William Chen            |
| ___ 5. social security number | e. 378 Main Street         |
| ___ 6. e-mail address         | f. 044-35-9862             |

## LISTENING

Listen and choose the correct answer.



- |                        |                          |
|------------------------|--------------------------|
| 1. a. Mary Black       | 4. a. 295-4870           |
| b. Mrs. Grant          | b. 259-4087              |
| 2. a. 265 River Street | 5. a. 032-98-6175        |
| b. 265 Main Street     | b. 032-89-6179           |
| 3. a. 5-C              | 6. a. maryb@worldnet.com |
| b. 9-D                 | b. garyd@worldnet.com    |

## INTERVIEW *Spelling Names*

Practice the conversation.



- A. What's your last name?  
 B. *Kelly*.  
 A. How do you spell that?  
 B. *K-E-L-L-Y*.  
 A. What's your first name?  
 B. *Sarah*.  
 A. How do you spell that?  
 B. *S-A-R-A-H*.

Now interview students in your class.

	LAST NAME	FIRST NAME
1.		
2.		
3.		
4.		
5.		
6.		
7.		
8.		

## PRONUNCIATION *Linked Sounds*

Listen. Then say it.

My name is Maria.

My address is 10 Main Street.


My apartment number is 3B.

Say it. Then listen.

My name is David.

My address is 9 River Street.

My phone number is 941-2238.



Write about yourself  
in your journal.



My name is \_\_\_\_\_.

My address is \_\_\_\_\_.

My phone number is \_\_\_\_\_.

I'm from \_\_\_\_\_.

## CHAPTER SUMMARY

### GRAMMAR

#### To Be

am	I am from Mexico City. (I am)
is	What's your name? (What is) My name is Maria.
are	Where are you from?

### KEY VOCABULARY

#### PERSONAL INFORMATION

name  
first name  
last name  
address  
e-mail address

telephone number  
phone number  
apartment number  
fax number

#### MEETING PEOPLE

Hello.  
Hi.  
My name is \_\_\_\_\_.  
I'm \_\_\_\_\_.  
Nice to meet you.  
Nice to meet you, too.







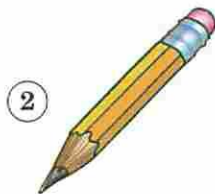
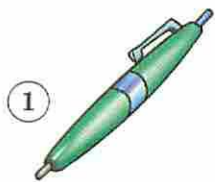


# 2

## To Be + Location Subject Pronouns

- Classroom Objects
- Cities and Nationalities
- Rooms in the Home
- Places Around Town

### VOCABULARY PREVIEW



1. pen
2. pencil
3. book
4. desk
5. computer

6. bank
7. supermarket
8. post office
9. restaurant
10. library

11. living room
12. dining room
13. kitchen
14. bedroom
15. bathroom