5

With Student Audio CD

LET'S GO

4th Edition

STUDENT BOOK



R. Nakata
K. Frazier
B. Hoskins
C. Graham

OXFORD

Ritsuko Nakata
Karen Frazier
Barbara Hoskins

songs and chants by Carolyn Graham

OXFORD
UNIVERSITY PRESS

OXFORD
UNIVERSITY PRESS

198 Madison Avenue
New York, NY 10016 USA

Great Clarendon Street, Oxford, OX2 6DP, United Kingdom

Oxford University Press is a department of the University of Oxford. It furthers the University's objective of excellence in research, scholarship, and education by publishing worldwide. Oxford is a registered trade mark of Oxford University Press in the UK and in certain other countries

© Oxford University Press 2012

The moral rights of the author have been asserted

First published in 2012
2016 2015 2014 2013 2012
10 9 8 7 6 5 4 3 2 1

No unauthorized photocopying

All rights reserved. No part of this publication may be reproduced, stored in a retrieval system, or transmitted, in any form or by any means, without the prior permission in writing of Oxford University Press, or as expressly permitted by law, by licence or under terms agreed with the appropriate reprographics rights organization. Enquiries concerning reproduction outside the scope of the above should be sent to the ELT Rights Department, Oxford University Press, at the address above

You must not circulate this work in any other form and you must impose this same condition on any acquirer

Links to third party websites are provided by Oxford in good faith and for information only. Oxford disclaims any responsibility for the materials contained in any third party website referenced in this work

General Manager, American ELT: Laura Pearson
Executive Publishing Manager: Shelagh Speers
Senior Managing Editor: Anne Stribling
Project Editor: June Schwartz
Art, Design, and Production Director: Susan Sanguily
Design Manager: Lisa Donovan
Designer: Sangeeta E. Ramcharan
Electronic Production Manager: Julie Armstrong
Production Artist: Elissa Santos
Image Manager: Trisha Masterson
Image Editor: Joe Kassner
Production Coordinator: Hila Ratzabi
Senior Manufacturing Controller: Eve Wong

ISBN: 978 0 19 462622 4 Student Book with Audio CD
ISBN: 978 0 19 464310 8 Student Book as pack component
ISBN: 978 0 19 464364 1 Audio CD as pack component

Printed in China

This book is printed on paper from certified and well-managed sources

ACKNOWLEDGEMENTS

The authors and publisher are grateful to those who have given permission to reproduce the following extracts and adaptations of copyright material:

Illustrations by: Bernard Adnet: 45, 71(t); Lori Anzalone: 6(t), 9(c1, 2, 3, 4); Ilias Arahovitis: 23(b); Fian Arroyo: 52(t), 63, 69(b); Ron Berg: 7, 8(t), 9(c5, 6, 7, 8), 69(t), 71(b); Beccy Blake: 35; Karen Brooks: 15(b), 29, 34(t), 41(t), 47, 50(t), 51(b), 56, 65; Mircea Catusanu: 5, 9(b), 16(t), 17, 20, 36, 37, 59, 60(t), 62(t), 74(t); Daniel Del Valle: 51 (pictures on cork board); Fiammetta Dogi/The Art Agency: 10, 11(t), 14(t), 15(t); Daniel Griffo: 44 (b), 48, 50(b), 52(b), 58, 60(b), 62(b), 68(b), 70(b), and cats on pages 4, 6, 8, 10, 12, 14, 16, 18, 22, 24, 26, 28, 30, 32, 34, 36, 40, 42, 44, 46, 48, 50, 52, 54, 58, 60, 62, 64, 66, 68, 70 and 72; Richard Hoit: 13(b), 19, 43(b), 49, 53, 61, 64; David Lowe: 23(t), 26(t), 32(t), 33(t), 42(t), 43(t), 51 (boy and girl by cork board); Karen Minot: 54 (map), 67(t); Michael Morris: 2, 3, 4, 6(b), 8(b), 12, 14(b), 16(b), 22, 24(b), 26(b), 30, 32(b), 34(b); Keith Plechaty: globes on pages 21, 39, 57 and 75; Sherry Rogers: 67(b), 72, 73; Maryn Roos: iii, 74(b); Robert Roper: 27; Chris Vallo: 33(b), 41(b); Christina Wald: 55; Jason Wolff: 11(b), 24(t), 25, 31, 38, 44(t); Josie Yee: 40, 42(b), 66.

The publishers would like to thank the following for their kind permission to reproduce photographs: pg. 10Robert Red/shutterstock.com (font bkgd); pg. 10mark huntington/istockphoto (fossil); pg. 10 Phil Degginger/Carnegie Museum/Alamy (paleontologist); pg. 10-11 Borut Trdina/istockphoto.com (leaves); pg. 11 AndreaAstes/istockphoto.com (fern); pg. 13 Dushenina/shutterstock.com (wolf); pg. 13 Eric Isselée/istockphoto.com (zebra); pg. 13 Irving N Saperstein/istockphoto.com (polar bear); pg. 13 Johan Swanepoel/istockphoto.com (rhinoceros); pg. 13 Mike Dabell/istockphoto.com (gazelle); pg. 13 Gill André/istockphoto.com (squirrel); pg. 13 Keith Barlow/istockphoto.com (cheetah); pg. 13 First Light/Alamy (skunk); pg. 18 Eric Isselée/shutterstock.com (zebra); pg. 18 Witold Kaszkin/shutterstock.com (polar bear); pg. 18 Mike Truchon/shutterstock.com (hummingbird); pg. 18 Stubblefield Photography/shutterstock.com (octopus); pg. 18 OceanwideImages.com (jellyfish); pg. 18-19 Andrew Simpson/istockphoto.com (fish bkgd); pg. 19 Jiri Vaclavek/shutterstock.com (jellyfish); pg. 21 mary416/shutterstock.com (pandas eating); pg. 21 Jim Corcoran/istockphoto.com (baby pandas); pg. 21 fotoVoyager/istockphoto.com (Great Wall); pg. 21 Carmen Martínez Banús/istockphoto.com (girl); pg. 21 Jose Luis Pelaez, Inc./Blend Images/Corbis (boy); pg. 21 Steve Bloom Images/Alamy (panda with mother); pg. 28 Mike Harrington/Getty Images (pick berries); pg. 28 Chris Windsor/Getty Images (eat berries); pg. 28 F. Schussler/PhotoLink/Getty Images (field); pg. 28 Nicholas Eveleigh/Getty Images (ice cream); pg. 28 Anna Kucherova/shutterstock.com (strawberries); pg. 28 Pixelbliss/shutterstock.com (jam); pg. 28-29 drbimages/istockphoto.com (strawberry bkgd); pg. 29 kkgas/istockphoto.com (basket); pg. 36 imagedepotpro/istockphoto.com (twister); pg. 36-37 Galyna Andrushko/shutterstock.com (grass bkgd); pg. 37 PLAINVIEW/istockphoto.com (water); pg. 39 kwest/shutterstock.com (dune); pg. 39 PBorowka/shutterstock.com (coral); pg. 39 Rich Carey/shutterstock.com (scuba); pg. 39 Ron Masessa.istockphoto.com (turtle); pg. 39 George Clerk/istockphoto.com (dolphin); pg. 39 cbpix/istockphoto.com (clownfish); pg. 39 Carmen Martínez Banús/istockphoto.com (girl); pg. 39 Jose Luis Pelaez, Inc./Blend Images/Corbis (boy); pg. 46 Norma Cornes/shutterstock.com (baby elephant); pg. 46 Gina Smith/Shutterstock.com (elephant ball); pg. 46 Mark Massel/istockphoto.com (elephant painting); pg. 46-47 Chris Rose/Getty Images (paint bkgd); pg. 47 Jerry Alexander/Getty Images; pg. 54 Jason Patrick Ross/shutterstock.com (monarch butterfly); pg. 54 Paul Tessier/istockphoto.com (butterfly leaves); pg. 54 INTERFOTO/Alamy (butterfly tree); pg. 54-55 Darrell Gulin/CORBIS (butterfly bkgd); pg. 55 Janis Litavnieks/istockphoto.com; pg. 57 dusko/shutterstock.com (Himalyas); pg. 57 isoft/istockphoto.com (Everest); pg. 57 fotoVoyager/istockphoto.com (base camp); pg. 57 Danita Delimont/Alamy (trekking); pg. 57 Carmen Martínez Banús/istockphoto.com (girl); pg. 57 Jose Luis Pelaez, Inc./Blend Images/Corbis (boy); pg. 64-65 Eisenhut and Mayer Wien/Getty Images (snacks); pg. 64-65 amanaimagesRF/Getty Images (fruit); pg. 65 topseller/shutterstock.com (lemon); pg. 68 Ivonne Wierink/shutterstock.com (potato salad); pg. 68 Kiselev Andrey Valerevich/shutterstock.com (sushi); pg. 68 Fanfo/shutterstock.com (crepes); pg. 68 Julián Rovagnati/shutterstock.com (ravioli); pg. 68 bonchan/shutterstock.com (stir fry); pg. 68 whitewish/istockphoto.com (kimchi); pg. 68 Lehner/istockphoto.com (tofu); pg. 68 DNY59/istockphoto.com (taco); pg. 70 susan flashman/istockphoto.com(kangaroo); pg. 70 Rene Bhavnani/istockphoto.com (llama); pg. 70 Anatoly Kolodey/istockphoto.com (panda); pg. 70 Dennis Donohue/shutterstock.com (ostrich); pg. 70 Calek/shutterstock.com (crocodile); pg. 70 Henk Bentlage/shutterstock.com (hippo); pg. 70 juuce/istockphoto.com (koala); pg. 70 All Canada Photos/Alamy (penguin); pg. 71 irin-k/shutterstock.com; pg. 72 Dave Brosha Photography/Getty Images; pg. 73 Againstar/Shutterstock; pg. 75 akva/shutterstock.com (river); pg. 75 Yuri Arcurs/shutterstock.com (cooking); pg. 75 CPbackpacker/shutterstock.com (tents); pg. 75 Barbara Tripp/shutterstock.com (rafting); pg. 75 Inge Johnsson/Alamy (GrandCanyon); pg. 75 Carmen Martínez Banús/istockphoto.com (girl); pg. 75 Jose Luis Pelaez, Inc./Blend Images/Corbis (boy).

Text Design: Molly K. Scanlon

Cover Design: Susan Sanguily

Cover Illustrator: Daniel Griffo

Table of Contents

Let's Remember 2

Unit 1 **How Much Food?** 4

Unit 2 **Comparing Animals** 12

Let's Review Units 1 and 2 20

Unit 3 **Last Weekend** 22

Unit 4 **Activities** 30

Let's Review Units 3 and 4 ... 38

Unit 5 **The Future** 40

Unit 6 **Fun in the Seasons** 48

Let's Review Units 5 and 6 ... 56

Unit 7 **The Senses** 58

Unit 8 **New Experiences** 66

Let's Review Units 7 and 8 ... 74

Syllabus 76

Word List 78

Kate

Andy

Jenny

Scott

Let's Talk

Let's Learn

Let's Learn More

Let's Read

Let's Review

Let's Remember

A Listen, point, and say. CD1 02

Which ball is bigger?
My ball is bigger.
My ball is the biggest.
Are you going to go through the tunnel?
Yes, I am.
It's dark. You need a flashlight.
Is it going to rain?
I'm not sure. I hope not.

Unit 1 How Much Food?

Let's Talk

A Listen and say. CD1 03

Kate: Is everything ready for the party? Are there enough pretzels?
Jenny: I think so. There are three bags.

Kate: Do we have any soda?
Jenny: Yes, we do.
Kate: How many cans of soda are there?
Jenny: There's only one can. We don't have enough.

Kate: How many cans do we need?
Jenny: We need twelve cans.
Kate: OK. See you soon!

CD1 04

Are there enough pretzels?
I think so.
I don't think so.

B Practice the words. Ask and answer. CD1 05

1. a can of tomatoes

2. cans of beans

3. a bag of potato chips

4. bags of pretzels

5. a bottle of water

6. bottles of soda

7. a piece of pizza



8. pieces of watermelon

CD1 06

How many cans of tomatoes are there?
There is one can.
There are three cans.

C Listen and sing. CD1 07

One Piece of Pizza

Oh, there is one piece of pizza.
There are pretzels in a bag,
One piece of pizza,
Pretzels in a bag.

Oh, there are three cans of soda,
Pretzels in a bag,
Four bags of potato chips.
Oh, I love parties!



Pizza, pizza,
Is there enough pizza?
Yes, there is.
There's enough pizza.
There are enough pieces of pizza.
There's plenty of pizza pie. YES!

Let's Learn

A Learn the words. CD1 08

1. a lot of nuts

2. a few nuts

3. a lot of cupcakes

4. a few cupcakes

5. a lot of blueberries

6. a few blueberries

7. a lot of cherries

8. a few cherries

B Make sentences. CD1 09

Jenny and Kate are getting food ready for a party. Do they have enough food?

There are a lot of nuts.
There are a few cupcakes.

C Ask and answer. CD1 10

How many sandwiches are there?

There are | a lot of / a few | sandwiches.

D Ask your partner. Look at the picture in C. CD1 11

Are there a lot of cookies?

Yes, there are. No, there aren't.

Let's Learn More

A Learn the words. CD1 12

1. a lot of pudding

2. a little pudding

3. a lot of fruit

4. a little fruit

5. a lot of lemonade

6. a little lemonade

7. a lot of pie



8. a little pie

B Ask and answer. CD1 13

Scott and Andy are at the party, too.
They are helping with the food.



How much fruit is there?
There is a lot of fruit.

How much pie is there?
There is a little pie.

C Ask and answer. CD1 14

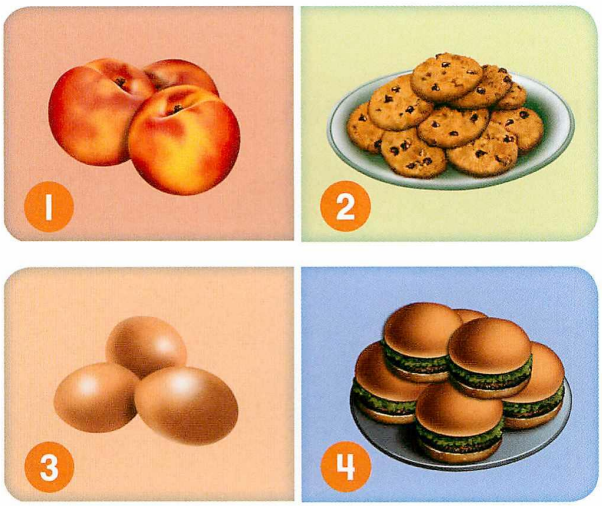



How many peaches are there?
There are | a lot of / a few | peaches.

How much yogurt is there?
There is | a lot of / a little | yogurt.

D Listen and chant. CD1 15

Is There a Lot of Milk?

Is there a lot of milk?
Yes, there is.
There are bottles and bottles
and bottles of milk.



Is there a lot of popcorn?
There's a little popcorn.

Are there a lot of pancakes?
No, there aren't.

Are there a lot of grapes?
There are a few.

How many grapes?
One or two.

Let's Read

A Listen and read along. Then read again. CD1 16

DINOSAURS

Dinosaurs lived millions of years ago. There were a lot of dinosaurs then. What did they eat? Did they buy bags of dinosaur food? Did they eat pieces of bread? No!

Scientists studied dinosaur teeth. The scientists learned many things. For example, many dinosaurs ate plants. Some dinosaurs ate meat.

Apatosaurus: plant-eater



Tyrannosaurus: meat-eater



can → could

Scientists studied bones, too. Many dinosaurs had big, long bones. They were tall. They could reach the leaves on trees, but they couldn't jump. Some dinosaurs had little, short bones. They could climb trees.

New Words

dinosaurs
millions of years ago
plants
meat

B Choose the correct answer. CD1 17

1. What did dinosaurs eat?
   a. a few pieces of bread
   b. a lot of plants and meat
2. Could tall dinosaurs jump?
   a. No, they couldn't.
   b. Yes, they could.

C Understand the vocabulary.

They could reach the leaves on trees.

What does reach mean?

a. 

b. 

c. 

D Ask your partner.

1. When did dinosaurs live?
2. What did scientists study?
3. What did scientists learn from dinosaur bones?

E Listen and write. Do you hear mp or mb? CD1 18

1. ju_____

2. cli_____



3. la_____

4. co_____

F Learn about words. Read and write.

long

long + er

longer

1. short → _____

2. tall → _____

Unit 2 Comparing Animals

Let's Talk

A Listen and say. CD1 19



Andy: Did you know that a zebra is slower than a gazelle?

Scott: Really? I didn't know that.

Andy: Which animal is faster? A cat or a polar bear?

Scott: I'm not sure. I think a polar bear is probably faster.

Andy: No! A cat is as fast as a polar bear!

Scott: Wow! Are you sure? That's interesting!

Andy: A man is faster than a skunk.

Scott: Are you sure?

Andy: Yes, I'm sure. Look!

Scott: That's good! He can run away!

CD1 20

Are you sure?
Yes, I'm sure.
No, I'm not sure.

B Practice the words. Ask and answer. CD1 21

1. a wolf
64 kph

2. a zebra
64 kph



3. a cheetah
114 kph

4. a gazelle
80 kph

5. a rhinoceros
43 kph

6. a polar bear
43 kph

7. a squirrel
19 kph

8. a skunk
12 kph

CD1 22

Is a wolf as fast as a zebra?
Yes, it is. No, it isn't. It's slower.

fast → as fast as → faster than
slow → as slow as → slower than

C Listen and chant. CD1 23

A Gazelle Is as Fast as a Lion

A gazelle is as fast
as a lion.
But a lion is smarter
than a cow.

You're probably right,
but I'm not sure.
Is a lion smarter
than a cow?

A rhino is bigger than
a zebra.
But it's smaller than a
polar bear.

You're probably right,
but I'm not sure.
Is it smaller than
a polar bear?

Some skunks are as little
as squirrels.
Some skunks are as big
as cats.

You're probably right,
but I'm not sure.
Is a skunk as big as
a cat?

Let's Learn

A Learn the words. CD1 24

polar bear

dog

gazelle

1. fast → faster → fastest

squirrel

skunk

turtle

2. slow → slower → slowest


cheetah


rhinoceros

elephant

3. large → larger → largest

puppy

kitten

mouse

4. small → smaller → smallest

B Ask and answer. CD1 25

Scott and Jenny are at an animal exhibit. They are learning about the speed and size of animals.

Which one is faster?
The gazelle is faster. The gazelle is faster than the polar bear.

C Ask and answer. CD1 26

1. fast	2. slow	3. large	4. small
 cheetah	cat	lion	mouse
polar bear	wolf	rhinoceros	skunk
zebra	turtle	cow	squirrel

Which one is the fastest?
The cheetah is the fastest.

D Listen and chant. CD1 27

Cheetah Chant

A greyhound is fast,
Faster than a cat,
But a cheetah is the fastest of all.

A racehorse is fast,
Faster than a fox,
But a cheetah is the fastest of all.

A rabbit is fast,
Faster than a cat,
But a cheetah is the fastest of all.

A rabbit is faster
than a baby kangaroo,
But a cheetah is the fastest of all.

Let's Learn More

A Learn the words. CD1 28

1. colorful

2. graceful

3. expensive

4. delicious

B Say these. CD1 29

The polar bear is the least colorful.

The squirrel is less colorful than the frog.

The frog is colorful.

The fish is more colorful than the frog.

The bird is the most colorful.

C Ask and answer. CD1 30

Kate and Jenny are in the zoo gift shop. They are comparing gifts.

Which one is more colorful?	Which one is less colorful?
The fish is more colorful.	The frog is less colorful.

D Play a game. Ask and answer. CD1 31

Which one is the most graceful? The gazelle is the most graceful.	Which one is the least graceful? The elephant is the least graceful.

E Ask and answer. Look at the pictures in D. CD1 32

Is the skirt more expensive than the shirt? Yes, it is. No, it isn't.